


STATE OF NORTH CAROLINA
DEPARTMENT OF TRANSPORTATION



DIVISION ONE BRIDGE MAINTENANCE

CONTRACT PROPOSAL
SMALL BUSINESS ENTERPRISE

COUNTY: BERTIE, HERTFORD, NORTHAMPTON

CONTRACT #: 11138561

WBS ELEMENT: 1B.100811, 1B.200811, 1B.1004611, 1B.204611, 1B.106611, 1B.206611

DESCRIPTION: CUTTING AND REMOVAL OF VEGETATION AND DEBRIS, WEED EATING GUARDRAILS, AND CLEANING AND SWEEPING OF BRIDGE DECKS AND JOINTS AT DESIGNATED BRIDGE SITES

DATE: JULY 30, 2012

BID OPENING: AUGUST 15, 2012

NAME OF BIDDER

ADDRESS OF BIDDER

RETURN BIDS TO: N. C. DEPARTMENT OF TRANSPORTATION
Attn: Barry Hobbs, PE
Division Project Manager
113 Airport Drive
Suite 100
Edenton, NC 27932

CONTENTS

INSTRUCTIONS TO BIDDERS	iii
STANDARD PROVISIONS	4
SPECIAL PROVISIONS	9
NON-COLLUSION AFFIDAVIT, DEBARMENT CERTIFICATION AND GIFT BAN CERTIFICATION	22
BID FORM	31
BRIDGE DATA SHEETS	32
BRIDGE MAPS	39
DETAIL DRAWINGS	48

INSTRUCTIONS TO BIDDERS

PLEASE READ ALL INSTRUCTIONS CAREFULLY BEFORE PREPARING AND SUBMITTING YOUR BID.

All bids shall be prepared and submitted in accordance with the following requirements. Failure to comply with any requirement shall cause the bid to be considered irregular and shall be grounds for rejection of the bid.

1. The bid form furnished by NCDOT with the proposal shall be used and shall not be altered in any manner. **DO NOT SEPARATE THE BID FORM FROM THE PROPOSAL!**
2. All entries on the bid form, including signatures, shall be written in ink.
3. The Bidder shall submit a unit price for every item on the bid form. The unit prices for the various contract items shall be written in figures. *****Unit prices must be limited to TWO decimal places.*****
4. An amount bid shall be entered on the bid form for every item. The amount bid for each item shall be determined by multiplying each unit bid by the quantity for that item, and shall be written in figures in the "Amount Bid" column of the form.
5. The total amount bid shall be written in figures in the proper place on the bid form. The total amount shall be determined by adding the amounts bid for each item.
6. Changes in any entry shall be made by marking through the entry in ink and making the correct entry adjacent thereto in ink. A representative of the Bidder shall initial the change in ink. Do not use "White Out" or similar product to make corrections.
7. The bid shall be properly executed. All bids shall show the following information:
 - a. Name of individual, firm, corporation, partnership, or joint venture submitting bid.
 - b. Name of individual or representative submitting bid and position or title.
 - c. Name, signature, and position or title of witness.
 - d. Federal Identification Number
 - e. Contractor's License Number
8. Bids submitted by corporations shall bear the seal of the corporation.
9. The bid shall not contain any unauthorized additions, deletions, or conditional bids.
10. The bidder shall not add any provision reserving the right to accept or reject an award, or to enter into a contract pursuant to an award.
11. **THE PROPOSAL WITH THE BID FORM STILL ATTACHED SHALL BE PLACED IN A SEALED ENVELOPE AND SHALL HAVE BEEN DELIVERED TO AND RECEIVED IN THE NCDOT DIV. ONE OFFICE, 113 AIRPORT DRIVE, SUITE 100, EDENTON, NC 27932 LOCATED APPROXIMATELY 5 MILES SOUTHEAST OF EDENTON, JUST OFF NC 94 ON AIRPORT DRIVE IN THE NORTHEASTERN REGIONAL AIRPORT BUILDING, BY 2:00 P.M. ON, WEDNESDAY, AUGUST 15, 2012.**
12. The sealed bid must display the following statement on the front of the sealed envelope:
QUOTATION FOR 11138561 - CUTTING AND REMOVAL OF VEGETATION AND DEBRIS, WEED EATING GUARDRAILS, AND CLEANING AND SWEEPING OF BRIDGE DECKS AND JOINTS AT DESIGNATED BRIDGE SITES TO BE OPENED AT 2:00 P.M. ON WEDNESDAY AUGUST 15, 2012.
13. If delivered by mail, the sealed envelope shall be placed in another sealed envelope and the outer envelope shall be addressed as follows:

**N. C. DEPARTMENT OF TRANSPORTATION
Attn: Barry Hobbs, PE
113 Airport Drive, Suite 100
Edenton, NC 27932**

AWARD OF CONTRACT

The award of the contract, if it be awarded, will be made to the lowest responsible Bidder in accordance with Section 102 – 10 of the Standard Specifications for Roads and Structures 2012. The lowest responsible Bidder will be notified that his bid has been accepted and that he has been awarded the contract. NCDOT reserves the right to reject all bids.

STANDARD PROVISIONS

GENERAL

All work and materials shall be in accordance with the provisions of the General Guidelines of this contract, the Project Special Provisions, the North Carolina Department of Transportation *2012 Standard Specifications for Roads and Structures*, the North Carolina Department of Transportation *2012 Roadway Standards Drawings*, and the current edition of the Manual of Uniform Traffic Control Devices (MUTCD).

The Contractor shall keep himself fully informed of all Federal, State and local laws, ordinances, and regulations, and shall comply with the provisions of Section 107 of the *2012 Standard Specifications*.

SMALL BUSINESS ENTERPRISE (SBE) CONTRACT

The Department of Transportation does not exclude any person from participation in, deny any person the benefits of, or otherwise discriminate against anyone in connection with the award and performance of any contract covered by this program on the basis of race, color, sex, political affiliation/influence, or national origin.

This is a SBE contract and to qualify for the NCDOT SBE Program a firm must have an annual gross income of \$1,500,000 or less, exclusive of materials.

Only contractors currently certified as a SBE Contractor by the Contractual Services Unit of NCDOT and is listed in the Directory of Transportation Firms at bid opening will be eligible for award of this project.

Prospective bidders who qualify for the SBE Program and are not currently certified should submit a completed application packet to NCDOT Contractual Services.

Additional information on the program may be obtained online at:

<http://www.ncdot.org/business/ocs/sbe/>

Per G.S. 136-28.10, a NC General Contractor's license and contract performance and payment bonds may be waived for SBE contracts. For this project, the NC General Contractor's license and contract performance and payment bonds will be waived.

MANDATORY PRE-BID CONFERENCE AND PROPOSAL REVIEW

In order to bid on this contract, all prospective bidders shall attend a Mandatory Pre-Bid Conference as shown below:

Date: Thursday, August 9, 2012

Time: 2:00 P.M

Place: NCDOT Division 1 Office Conference Room

Location: 113 Airport Drive, Edenton, NC 27932.

County: Chowan

Telephone: (252) 482-7977

NOTE: The Mandatory Pre-Bid Conference will begin promptly at 2:00 P.M. An official clock for the pre-bid conference will be designated. Contractors who are late will not be permitted to sign in or to participate in the conference.

No questions concerning the project will be answered by any Department personnel at any time, except at the Mandatory Pre-Bid Conference.

This conference will be conducted by Department personnel for the purpose of providing additional information about the project and to give bidders an opportunity to ask any questions they may have.

The Engineer will explain areas of responsibility, standards of performance and expected results. This is also intended to be a time for the Contractor to raise questions.

Any changes made to the contract during the pre-bid conference will be documented and included in an addendum. The addendum must be returned with the bid package, signed and dated. Failure to do so will result in disqualification of bid. Pre-Bid Conference proceedings will be tape recorded.

Attendance at the Pre-Bid Conference will not meet the requirements of proper registration unless the individual attending has registered with the following information:

1. The individual writes his/her name on the official roster.
2. The individual writes in the name and address of the company he/she represents.
3. Only one company is shown as being represented by the individual attending.
4. The individual is an officer or permanent employee of the firm they represent.
5. The individual shall sign out when the conference is over.

Only bids received from the bidders who have attended and properly registered at the Pre-Bid Conference will be considered.

BIDS

In accordance with GS 136-28.10, if the total bid amount of an SBE contract exceeds \$500,000, the bid will not be considered for award.

AVAILABILITY OF FUNDS – TERMINATION OF CONTRACTS

General Statute 143C-6-11. (h) Highway Appropriation is hereby incorporated verbatim in this contract as follows:

(h) Amounts Encumbered. – Transportation project appropriations may be encumbered in the amount of allotments made to the Department of Transportation by the Director for the estimated payments for transportation project contract work to be performed in the appropriation fiscal year. The allotments shall be multiyear allotments and shall be based on estimated revenues and shall be subject to the maximum contract authority contained in General Statute 143C-6-11(c). Payment for transportation project work performed pursuant to contract in any fiscal year other than the current fiscal year is subject to appropriations by the General Assembly. Transportation project contracts shall contain a schedule of estimated completion progress, and any acceleration of this progress shall be subject to the approval of the Department of Transportation provided funds are available. The State reserves the right to terminate or suspend any transportation project contract, and any transportation project contract shall be so terminated or suspended if funds will not be available for payment of the work to be performed during that fiscal year pursuant to the contract. In the event of termination of any contract, the contractor shall be given a written notice of termination at least 60 days before completion of scheduled work for which funds are available.

In the event of termination, the contractor shall be paid for the work already performed in accordance with the contract specifications.

Payment will be made on any contract terminated pursuant to the special provision in accordance with Article 108-13(E), of the North Carolina Department of Transportation Standard Specifications for Roads and Structures, dated July 1, 2012.

ADDITIONAL CONTRACT TIME

Failure on the part of the Contractor to furnish bonds or certifications, or to satisfy preliminary requirements necessary to issue the purchase order will not constitute grounds for extension of the contract time. If the Contractor has fulfilled all preliminary requirements for the issuance of a purchase order, and the purchase order authorization is not available by the date of availability, the Contractor shall be granted an extension equal to the number of calendar days the purchase order authorization is delayed after the date of availability.

BANKRUPTCY

The Department of Transportation, at its option, may terminate the contract upon the filing by the contractor of any petition for protection under the provisions of the Federal Bankruptcy Act.

PARTIAL PAYMENT

Invoices may be submitted on a monthly basis or an interval approved by the Engineer, for payment of the services rendered. All invoice items and unit costs shall correspond to contract pay items as they appear on the Purchase Order. The Engineer shall verify the quantities submitted on the invoice prior to payment. In the event of errors or discrepancies in the quantities or unit costs, the Invoices should be submitted to:

**N.C. Department of Transportation
Bridge Maintenance Engineer's Office
Attn: Michael Hill
19210 US HWY 64 East
Williamston, NC 27892**

Invoices must be "electronically scanned and the image is transmitted to the Purchasing Unit to verify payment. To avoid confusion and delay of payments each invoice should have a unique Invoice Number, i.e. 1,2,3.... In addition, the invoice should be positively identified and associated with the Purchase Order including the **Purchase Order Number** on the invoice.

POSTED WEIGHT LIMITS

The Contractor's attention is directed to the fact that many Primary and Secondary Roads and bridges are posted with weight limits less than the legal limit. The Contractor will not be allowed to exceed the posted weight limits in transporting materials and/or equipment to the projects, unless otherwise approved by the Engineer. The Contractor should make a thorough examination of all projects and haul routes.

INSPECTION

All work shall be subject to inspection by the Engineer at any time. Routinely, the Engineer will make periodic inspections of the completed work. It will be the responsibility of the Contractor to keep the Engineer informed of his proposed work plan and to submit written reports of work accomplished on a frequency to be determined by the Engineer.

MATERIALS AND TESTING

The Engineer reserves the right to perform all sampling and testing in accordance with Section 106 of the Standard Specifications and the Department's "Materials and Test Manual." However the Engineer may reduce the frequency of sampling and testing where he deems it appropriate for the project under construction.

The Contractor shall furnish the applicable certifications and documentation for all materials as required by the Standard Specifications. Material, which is not properly certified, will not be accepted.

EROSION CONTROL

The Contractor shall exercise every reasonable precaution throughout the life of the project to prevent erosion and siltation. Silt fence and erosion control measures shall be installed in accordance with the plans for this project, Division 16 of the Standard Specifications, and in locations directed by the Engineer or his representative.

UTILITY CONFLICTS

It shall be the responsibility of the Contractor to contact all affected utility owners and determine the precise locations of all utilities prior to beginning construction. Utility owners shall be contacted a minimum of 48 hours prior to the commencement of operations. Special care shall be used in working around or near existing utilities, protecting them when necessary to provide uninterrupted service. In the event that any utility service is interrupted, the Contractor shall notify the utility owner immediately and shall cooperate with the owner, or his representative, in the restoration of service in the shortest time possible. Existing fire hydrants shall be kept accessible to fire departments at all times.

The Contractor shall adhere to all applicable regulations and follow accepted safety procedures when working in the vicinity of utilities in order to insure the safety of construction personnel and the public.

PLAN, DETAIL AND QUANTITY ADJUSTMENTS

The Department reserves the right to make, at any time during the progress of the work, such alterations in plans or the details of construction as may be found necessary or desirable by the Engineer to complete the project.

CONTRACT BID QUANTITIES

The quantities shown in the itemized proposal for the project are considered to be approximate only and are given as the basis for comparison of bids. The Department of Transportation may increase or decrease the quantity of any item or portion of the work as may be deemed necessary or expedient.

An increase or decrease in the quantity of any item will not be regarded as sufficient ground for an increase or decrease in the unit price, nor in the time allowed for the completion of the work, except as provided for the contract.

Contractor's pricing shall be based on the estimated quantity. The estimated amount is submitted to assist contractors in the bidding process. Estimated quantity is not to be regarded as the actual requirement. The State shall not be obligated to purchase any specific quantity.

APPROVAL OF PERSONNEL

The State shall have the right to approve or reject the project engineer and other supervisory personnel, assigned to a project.

The Engineers or any subcontractor for the Engineers which are employed to provide engineering services for this project shall not engage the services of any person or persons, now in the employment of the State during the time of this Agreement, without written consent of the State.

In the event of engagement, the Engineers or their subcontractors shall restrict such person or persons from working on any of the Engineers' contracted projects in which the person or persons were formerly involved while employed by the State. This restriction period shall be for the duration of the contracted project with which the person or persons was involved.

"Involvement" shall be defined as active participation in any of the following activities:

- Drafting the contract;
- Defining the scope of the contract;
- Selection of the Engineers' firm for services;
- Negotiation of the cost of the contract (including calculating man-hours or fees); and
- Administration of the contract.

An exception to these terms may be granted when recommended by the Secretary and approved by the Board of Transportation. Failure to comply with the terms stated above in this section shall be grounds for termination of this contract.

GIFTS FROM VENDORS AND CONTRACTORS

By Executive Order 24, issued by Governor Perdue, and N.C.G.S. § 133-32, it is unlawful for any vendor or contractor (i.e. architect, bidder, contractor, construction manager, design professional, engineer, landlord, offeror, seller, subcontractor, supplier, or vendor), to make gifts or to give favors to any State employee of the Governor's Cabinet Agencies (i.e. Administration, Commerce, Correction, Crime Control and Public Safety, Cultural Resources, Environment and Natural Resources, Health and Human Services, Juvenile Justice and Delinquency Prevention, Revenue, Transportation, and the Office of the Governor). This prohibition covers those vendors and contractors who:

- (A) Have a contract with a governmental agency; or
- (B) Have performed under such a contract within the past year; or
- (C) Anticipate bidding on such a contract in the future.

For additional information regarding the specific requirements and exemptions, vendors and contractors are encouraged to review Executive Order 24 and N.C.G.S. § 133-32.

Executive Order 24 also encouraged and invited other State Agencies to implement the requirements and prohibitions of the Executive Order to their agencies. Vendors and contractors should contact other State Agencies to determine if those agencies have adopted Executive Order 24.

SAFETY VESTS

All Contractors' personnel, all subcontractors and their personnel, and any material suppliers and their personnel must wear an OSHA approved reflective vest or outer garment at all times while on the project.

EMPLOYMENT

Revise the 2012 Standard Specifications as follows:

Page 1-20, Subarticle 102-15(O), delete and replace with the following:

- (O) Failure to restrict a former Department employee as prohibited by Article 108-5.

Page 1-65, Article 108-5 Character of Workmen, Methods, and Equipment, line 32, delete all of line 32, the first sentence of the second paragraph and the first word of the second sentence of the second paragraph.

CONTRACTOR CLAIM SUBMITTAL FORM

If the Contractor elects to file a written claim or requests an extension of contract time, it shall be submitted on the *Contractor Claim Submittal Form (CCSF)* available through the Construction Unit or

http://ncdot.org/doh/operations/dp_chief_eng/constructionunit/formsmanuals/

SPECIAL PROVISIONS

NOTES TO CONTRACTOR

The Contractor must cooperate with State forces working within the limits of this project as directed by the Engineer. The Department reserves the right to make, at any time during the progress of the work, such alterations in plans or the details of construction as may be found necessary or desirable by the Engineer to complete the project. The Contractor shall maintain access to driveways for all residents and property owners throughout the life of the project. The Contractor shall be responsible for maintaining the project as directed by Section 104-10 in the Standard Specifications.

CONTRACT TIME AND LIQUIDATED DAMAGES

This contract will consist of two cycles. The date of availability for the first cycle will be **October 1, 2012**. The date of availability for the second cycle will be **May 1, 2013**. A cycle will be considered complete when all designated bridges have been cleaned, all designated bridges have been cleared of vegetation and all designated guardrail has been cut.

No work will be permitted and no purchase order will be issued until all required bonds and prerequisite conditions and certifications have been satisfied.

The completion date for the first cycle is **December 15, 2012**. **The completion date for the second cycle is June 30, 2013**.

The Contractor may begin work prior to the availability date upon approval of the Engineer or his duly authorized representative. If such approval is given, and the Contractor begins work prior to the date of availability, the Department of Transportation will assume no responsibility for any delays caused prior to the date of availability by any reason whatsoever, and such delays, if any, will not constitute a valid reason for extending the completion date.

The liquidated damages for this contract are **One Hundred Dollars (\$100.00)** per calendar day.

EXTENSION OF CONTRACT

The Contractor shall submit a bid for one (1) year. At the option of the Department, this contract may be extended for two (2) additional periods of one (1) year each for a maximum period of three (3) years total. If the contract is extended, the unit bid prices will be increased by three (3) percent for each one (1) year extension. No changes in the terms, conditions, etc. of this contract will be made when an extension to the contract is implemented. The Engineer will notify the Contractor in writing no later than 30 calendar days prior to the contract expiration if the contract is to be extended. The Contractor must notify the Engineer in writing within 15 calendar days of his or her acceptance or rejection of this offer. Failure on the part of the Contractor to reply will be considered as a rejection of contract extension.

First Extension (second year)

First Cycle:	Date of Availability – October 1, 2013 Completion Date – December 15, 2013
Second Cycle:	Date of Availability – May 1, 2014 Completion Date – June 30, 2014

Second Extension (third year)

First Cycle:	Date of Availability – October 1, 2014 Completion Date – December 15, 2014
Second Cycle:	Date of Availability – May 1, 2015 Completion Date – June 30, 2015

INTERMEDIATE CONTRACT TIME NUMBER 1 AND LIQUIDATED DAMAGES

The Contractor shall not perform any work on this project and/or alter the traffic flow during the following time restrictions:

DAY AND TIME RESTRICTIONS

MONDAY-FRIDAY FROM THIRTY (30) MINUTES BEFORE SUNSET
TO THIRTY (30) MINUTES AFTER SUNRISE THE FOLLOWING DAY
AND
SATURDAY FROM THIRTY (30) MINUTES BEFORE SUNSET
TO THIRTY (30) MINUTES AFTER SUNRISE THE FOLLOWING **MONDAY**

In addition, the Contractor shall not perform any work on this project and/or alter the traffic flow on or during holiday weekends, special events, or any other time when traffic is unusually heavy, including the following schedules:

HOLIDAY AND HOLIDAY WEEKEND WORK RESTRICTIONS

1. For **any event** that creates unusually high traffic volumes, as directed by the Engineer.
2. For **New Year's Day**, between the hours of 30 minutes before sunset. December 31st until 30 minutes after sunrise January 2nd. If New Year's Day is on Saturday or Sunday, then until 30 minutes after sunrise the following Tuesday.
3. For **Easter**, between the hours of 30 minutes before sunset Thursday and 30 minutes after sunrise Monday.
4. For **Memorial Day**, between the hours of 30 minutes before sunset Friday and 30 minutes after sunrise Tuesday.
5. For **Independence Day**, between the hours of 30 minutes before sunset the day before Independence Day and 30 minutes after sunrise the day after Independence Day.

If Independence Day is on a Saturday or Sunday, then between the hours of 30 minutes before sunset the Thursday before Independence Day and 30 minutes after sunrise the Tuesday after Independence Day.
6. For **Labor Day**, between the hours of 30 minutes before sunset Friday and 30 minutes after sunrise Tuesday.
7. For **Thanksgiving Day**, between the hours of 30 minutes before sunset Tuesday and 30 minutes after sunrise Monday.
8. For **Christmas**, between the hours of 30 minutes before sunset the Friday **before the week of Christmas Day** and 30 minutes after sunrise the following Monday **after the week of Christmas Day**.

Holidays and holiday weekends shall include New Year's, Easter, Memorial Day, Independence Day, Labor Day, Thanksgiving, and Christmas. The Contractor shall schedule his work so that lane closures are not required during these periods, unless otherwise directed by the Engineer.

The time of availability for this intermediate contract time shall be the time the Contractor begins work and/or alters the traffic flow according to the time restrictions listed herein.

The completion time for this intermediate contract time shall be the time the Contractor is required to cease work and/or cease to alter the traffic flow according to the time restrictions stated above.

The liquidated damages are **\$200.00 (Two Hundred Dollars)** per hour time period or any portion thereof.

OUTSOURCING OUTSIDE THE USA

All work on consultant contracts, services contracts, and construction contracts shall be performed in the United States of America. No work shall be outsourced outside of the United States of America.

Outsourcing for the purpose of this provision is defined as the practice of subcontracting labor, work, services, staffing, or personnel to entities located outside of the United States.

The North Carolina Secretary of Transportation shall approve exceptions to this provision in writing.

STATE HIGHWAY ADMINISTRATOR TITLE CHANGE

(9-18-12)

SP1 G185

Revise the *2012 Standard Specifications* as follows:

Replace all references to “State Highway Administrator” with “Chief Engineer”.

BRIDGE CLEANING

Contractor is to provide a High Pressure (minimum of 1500 psi) wash system to clean bridge decks, expansion joints, etc. equipped with a 1500 psi high pressure hand held gun with at least 50 feet of hose on a retractable reel to clean weep holes and expansion joints, etc. The debris in the expansion joints should be removed. All debris lying on deck should be removed.

Each bridge shall be cleaned twice during the contract in accordance with the contract times indicated elsewhere in this proposal. The bridges shall be cleaned in the same order in each cycle unless otherwise directed by the Engineer. All bridges shall be cleaned one time before beginning the second cycle.

Equipment

The following pieces of equipment will be required on site when the contractor is working:

A sweeper truck with a minimum capacity of 8 C.Y. capable of sweeping a ten foot swath in one pass. The sweeper truck shall be equipped with an arrow board and flashing light, gutter brooms on both left and right sides and a 325-gallon minimum water tank. An additional minimum 1500-gallon tank will be required to maintain water supply while cleaning decks.

A Truck Mounted Attenuator in accordance with Article 1089-9 of the 2012 Standard Specifications. The truck shall also be equipped with an arrow board and light bar (15” minimum) either LED or rotating flash with full amber lights and amber dome or light bars may be half amber /half white with amber dome. All white light systems are prohibited.

Debris

All debris to be deposited in NC approved sanitary landfill, in accordance with Section 802 of the *2012 Standard Specifications*.

Damage to NC DOT Facilities

Any damage to DOT facilities shall be repaired or replaced by the Contractor to the satisfaction of the Engineer, prior to final approval of any work for payment.

Measurement and Payment

Measurement will be per each. Payment will be made for each bridge that has been cleaned and accepted. Separate measurement and payment WILL NOT be made of Construction Lighting or Truck Mounted Impact Attenuators.

Payment for this work will be made under:

Pay Item	Unit
Bridge Cleaning	EA

CUTTING AND REMOVAL OF VEGETATION

The Contractor shall cut all vegetation, accessible by foot, up to three inches (3") in diameter as measured six inches (6") from the ground. The Contractor shall cut undesirable weeds, vines, shrubs, and any other herbaceous and woody growth. The remaining cut vegetation shall be a maximum height of three inches (3") for grass and weedy vegetation and a maximum height of one inch (1") for woody vegetation. For any cut woody vegetation, the Contractor shall both remove the cut woody vegetation from the right of way and properly dispose of it or the contractor shall chip all heavy brush/tree branches and spread the shavings at the project site by the end of each week.

The normal area for cutting and removal of vegetation at guardrail will be the area beginning at the edge of the pavement and extending five feet (5') beyond the back of guardrail. In addition, the cutting area shall extend out five (5') past the end of guardrail. This shall include any guardrail attached or under the above noted structures. The normal area for guardrail mowing will also include areas between guardrails that are inaccessible by normal highway mowing equipment and do not receive routine mowing.

Payment for guardrail will be the actual number of linear feet of guardrail for which the surrounding area has been satisfactorily cleaned and accepted in accordance with the Special Provisions of this contract. Payment for this item shall be full compensation for all labor, equipment, maintenance of traffic, and all other incidentals necessary to complete the work in this contract. If at the bridge site the guardrail is noted as "continuous" this will require the Contractor to cut the guardrail for a distance of one hundred feet (100') in each direction of the bridge; otherwise, the Contractor is required to cut all guardrail at the each bridge site.

The Contractor will notify the Transportation Supervisor, Mr. Ronald Terry, daily of his intended schedule of work. This will allow the technician to schedule his inspections accordingly. This contact information will be provided upon award of contract.

The Contractor shall provide sufficient fully operated shaft string trimmers or comparable equipment and a service vehicle to complete the project. The Contractor may cut the vegetation by mowing, cutting, weed eating, or other approved methods.

The Contractor shall be responsible for all cost or charges incurred in the operation and maintenance of the equipment during the term of the contract including, but not limited to: fuel, oil, equipment repairs, etc.

The Contractor shall be responsible for the equipment provided in this contract at all times and at all locations during the term of this contract. The Contractor shall have no claim against the Department of Transportation of any expense involving damage or loss to the contractor's equipment (including vandalism, theft, fire and acts of God, etc.) arising out of, or relating to, work performed under this agreement.

Any designated landscaped areas and/or wetland mitigation sites (as determined by the Engineer) within the limits noted above will be omitted from the contract.

Payment for this work will be made under:

Pay Item	Pay Unit
Cutting and Removal of Vegetation at Bridges	Each
Mowing/Weed-Eating Guardrail	Linear Feet

LITTER PICK-UP

Litter pick-up shall be performed on all areas. There shall be no direct payment for litter pick-up, as this work will be considered incidental to the contract.

DRIVEWAYS AND PRIVATE PROPERTY

The Contractor shall maintain access to driveways for all residents and property owners throughout the life of the project. The Contractor shall not perform work for private citizens or agencies in conjunction with this project or within the project limits of this contract.

NOTIFICATION OF OPERATIONS

The Contractor shall notify the Engineer 48 hours in advance of beginning work on this project. The Contractor shall give the Engineer sufficient notice of all operations for any sampling, inspection or acceptance testing required.

WASTE MATERIAL DISPOSAL

All construction waste material shall be removed from the project site prior to 100% project completion. All waste disposal shall be in accordance with federal, state and local regulations regarding the disposal of waste material(s). All permit and fees for any such disposal shall be the responsibility of the Contractor, and NCDOT shall not be held liable for any such disposal of material(s).

TRAFFIC CONTROL

(01-17-12)

RWZ-1

Maintain traffic in accordance with Divisions 10, 11 and 12 of the *2012 Standard Specifications* and the following provisions:

Install Work Zone Advance Warning Signs in accordance with Standard Drawing No. 1101.01 of the *2012 Roadway Standard Drawings* prior to beginning any other work. Use a lane closure or slow moving operation to complete the work, as necessary, unless otherwise indicated (refer to Standard Drawing No. 1101.02, 1101.11, 1110.01, 1110.02 and 1130.01 of the *2012 Roadway Standard Drawings*). Use a moving operation only if the minimum speed maintained at all times is 3 mph with no stops that narrow or close a lane of travel. If the moving operation is progressing slower than 3 mph at any time, install a lane closure. Maintain the existing traffic pattern at all times, except in the immediate work zone where lane closures are allowed as determined by the Engineer.

Refer to attached details and Standard Drawing No. 1101.01, 1101.02, 1101.03, 1101.04, 1101.05, 1101.11, 1110.01, 1110.02, 1115.01, 1130.01, 1135.01, 1145.01, 1150.01, 1165.01, 1170.01 and 1180.01 of the *2012 Roadway Standard Drawings* when closing a lane of travel in a stationary work zone such as pavement patching resurfacing, or pavement marking removal. Properly ballasted cones may be used instead of drums for lane closures during daylight hours. However, drums are required for the upstream taper portion of lane closures in all applications. The stationary work zone shall be a maximum of 3 miles in length at any given time unless otherwise directed by the Engineer. A pilot vehicle operation may be used in conjunction with flaggers and the appropriate pilot vehicle warning signing as directed by the Engineer. During periods of construction inactivity, return the traffic pattern to the existing alignment and remove or cover any work zone signs. When covering work zone signs, use an opaque material that prevents reading of the sign at night by a driver using high beam headlights. Use material, which does not damage the sign sheeting. Replace any obliterated markings as required by other sections of the *2012 Standard Specifications* and the Engineer.

When personnel and/or equipment are working on the shoulder adjacent to an undivided facility and within 5 feet of an open travel lane, close the nearest open travel lane using Standard Drawing No. 1101.02 of the *2012 Roadway Standard Drawings* unless the work area is protected by barrier or guardrail. When personnel and/or equipment are working on the shoulder, adjacent to a divided facility and within 10 feet of an open travel lane, close the nearest open travel lane using Standard Drawing No. 1101.02 of the *2012 Roadway Standard Drawings* unless the work area is protected by barrier or guardrail. When personnel and/or equipment are working within a lane of travel of an undivided or divided facility, close the lane according to the traffic control plans, *2012 Roadway Standard Drawings* or as directed by the Engineer. Conduct the work so that all personnel and/or equipment remain within the closed travel lane. Do not work simultaneously, on both sides of an open travel way, within the same location, on a two-lane, two-way road. Do not perform work involving heavy equipment within 15 feet of the edge of travel way when work is being performed behind a lane closure on the opposite side of the travel way. Perform work only when weather and visibility conditions allow safe operations as directed by the Engineer.

Do not exceed a difference of 2 inches in elevation between open lanes of traffic for nominal lifts of 1.5 inches. Install advance warning UNEVEN LANES signs (W8-11 at 48" X 48") 500 feet in advance and a minimum of once every half mile throughout the uneven area.

Backfill at a 6:1 slope up to the edge and elevation of existing pavement in areas adjacent to an open travel lane that has an edge of pavement drop-off as follows:

- (A) Drop-off that exceeds 2 inches on roadways with posted speed limits of 45 mph or greater.
- (B) Drop-off that exceeds 3 inches on roadways with posted speed limit less than 45 mph.

Backfill the unacceptable drop-off with suitable compacted material, as approved by the Engineer, at no expense to the Department. This work is not considered part of shoulder reconstruction.

When utilizing a slow-moving operation for such items as pavement marking placement, pavement marker installation and pesticide spraying, the slow moving operation caravan shall consist, as a minimum, of the vehicles and devices shown on the Moving Operation Caravan Details as shown on Standard Drawing No. 1101.02, sheets 11, 12 and 13 of the *2012 Roadway Standard Drawings*. Traffic cones may be used when necessary to provide additional protection of wet pavement markings. Ballast all traffic cones so they will not be blown over by traffic.

Failure to comply with the following requirements will result in a suspension of all other operations:

1. Before working on ANY MAP, the Contractor shall submit a written construction sequence for traffic control and construction lighting for ALL MAPS to the Engineer at the first pre-construction meeting and the sequence must be approved before closing a lane of traffic. The Contractor and Engineer will coordinate with the Traffic Management Unit at 919-773-2800 or Traffic Services for additional traffic control guidance, as necessary.
2. Coordinate the installation of items required by the contract documents and resurfacing operations such that these operations are completed in the order as agreed upon with the Engineer at the first pre-construction meeting. Refer to the Provisions, Typicals and Details unless otherwise directed by the Engineer.
3. Once the Contractor has started work at a location, the Contractor should prosecute the work in a continuous and uninterrupted manner from the time he begins the work until completion and final acceptance unless determined otherwise by the Engineer.
4. Obtain written approval of the Engineer before working in more than one location or setting up additional lane closures.
5. Mainline pavement shall not be left milled, unmarked or uneven at the end of a paving season.
6. Contractor shall mill and pave lanes in an order such that water shall not accumulate.

Notify the Engineer 48 hours before milling or resurfacing will interfere with the existing Signal Loops. Loops may need to be placed in milled surface before resurfacing occurs. Coordinate all signal loop operations with the Engineer.

Notify the Engineer 15 consecutive calendar days before resurfacing a bridge or its approaches. Patch and make repairs to bridge surface and its approaches before resurfacing occurs. Coordinate all operations on the bridge and its approaches with the Engineer.

Notify the Engineer 48 hours before resurfacing the areas of existing pavement that require patching. Patch these areas before resurfacing occurs. Allow full depth asphalt patching to cool to the point of supporting traffic without displacement or rutting before reopening closed lane. Coordinate the resurfacing operations of the patched areas with the Engineer.

During a resurfacing only operation, bring all newly resurfaced lanes to the same elevation within 72 hours for nominal lifts of 1.5 inches or less of asphalt course and by the end of each work day for nominal lifts of greater than 1.5 inches of asphalt course.

For partial or wheel track milling operations on two-way, two-lane facilities, mill and pave back by the end of each work day. For partial or wheel track milling operations on multi-lane facilities, the lane being milled may be left closed and paved back within 72 hours.

The following options are available during Resurfacing and milling operations on two-way, two-lane facilities when the entire roadway or entire lane is to be milled:

- (A) Mill a single lane and pave back by the end of each work day.
- (B) Mill the entire width of roadway and pave back within 72 hours.

The following options are available during Resurfacing and milling operations on multi-lane facilities when all lanes or a single lane in one direction are to be milled:

- (A) Mill a single lane and pave back by the end of each work day.
- (B) Mill the entire width of pavement for all lanes to be milled in any direction daily and pave back within 72 hours.

When resurfacing facilities with ramps, resurface the ramp and gore area of the ramp as agreed upon with the Engineer. Place the transverse joint on the ramp at the terminal point of the gore unless the ramp is being resurfaced beyond this limit.

Slope the pavement at the beginning and ending of the daily milling operation as directed by the Engineer. Sweep and remove all milled material from the roadway as soon as the daily milling operation is completed. Continue milling operations

until the particular section of roadway being milled is complete. Remove any existing pavement adjacent to the milled area that has been damaged and replace with patch material as directed by the Engineer.

Maintain vehicular access in accordance with Article 1101-14 of the *2012 Standard Specifications* using suitable backfill material approved by the Engineer.

Operate equipment and conduct operations in the same direction as the flow of traffic. Do not cross medians with equipment, except at properly designated interchanges.

Review and record the existing pavement markings and markers prior to resurfacing. Use the record of existing pavement markings and markers in accordance with the *2012 Roadway Standard Drawings* to re-establish the proposed pavement markings and markers unless otherwise directed by the Engineer.

Provide appropriate lighting in accordance with Section 1413 of the *2012 Standard Specifications*.

Remove existing pavement markers in preparation for paving. Repair any pavement damage due to existing pavement marker removal prior to the end of the work day. Dispose of existing pavement markers as directed by the Engineer. No direct payment will be made for this work, as it will be incidental to the paving operation.

Payment will be made for the traffic control items that have been included in the contract. No direct payment will be made for providing other traffic control as required herein, as the cost of same will be considered incidental to the work being paid for under those various traffic control items that have been included. Where the Contractor maintains traffic as required herein but no specific pay items have been included in the contract, all associated costs will be considered incidental to the work being paid for under the various items in the contract.

WORK ZONE SIGNING

(01-17-12)

RWZ-3

Description

Install and maintain signing in accordance with Divisions 11 and 12 of the *2012 Standard Specifications*, the *2012 Roadway Standard Drawings* and the following provisions:

Furnish, install, maintain and remove advance warning work zone signs and any required lane closure signing.

Furnish, install and maintain general work zone warning signs for resurfacing and milling such as ROUGH ROAD (W8-8 at 48" X 48") (for milling only), UNEVEN LANES (W8-11 at 48" X 48"), LOW SHOULDER (W8-9 at 48" X 48"), LOW / SHOULDER (DOT No. 16-79860 at 48" X 48"), UNMARKED PAVEMENT AHEAD (DOT No. 116087130 at 48" X 48") and DO NOT PASS (R4-1 at 24" X 30"). When construction is completed in any area of the project, relocate signs to the next work site, as directed by the Engineer. Remove these signs at the completion of the project.

All work zone signs may be portable.

Construction Methods

(A) General

Install all warning work zone signs before beginning work on a particular map. If signs are installed three days prior to the beginning of work on a particular map, cover the signs until the work begins. Install each work zone warning sign separately and not on the same post or stand with any other sign except where an advisory speed plate or directional arrow is used.

(B) Advance Warning Work Zone Signs

Install advance warning work zone signs in accordance with Standard Drawing No. 1101.01, 1101.02 and 1110.01 of the *2012 Roadway Standard Drawings* prior to beginning of work and remove upon final completion of the project. If there is a period of construction inactivity longer than two weeks, remove or cover advance warning work zone signs. Uncover advance warning work zone signs no more than 3 days before work resumes. All other operations could be suspended upon failure to comply with the above requirements. Such suspended operations would not be resumed until the above requirements are fulfilled.

(C) Lane Closure Work Zone Signs

Install any required lane closure signing needed during the life of the project in accordance with the Standard Drawing No. 1101.02, 1101.11 and 1110.02 of the *2012 Roadway Standard Drawings*.

(D) General Work Zone Warning Signs

Install general work zone warning signs for resurfacing and milling such as ROUGH ROAD (W8-8 at 48" X 48") (for milling only), UNEVEN LANES (W8-11 at 48" X 48"), LOW SHOULDER (W8-9 at 48" X 48") and LOW / SOFT SHOULDER (W8-9B at 48" X 48") at 1 mile intervals starting at a minimum of 500 feet in advance of the condition for both directions of travel (undivided roadways only) and at any other points determined by the Engineer.

Install the LOW SHOULDER (W8-9 at 48" X 48") or LOW / SOFT SHOULDER (DOT No. 16-79860 at 48" X 48") signs prior to any resurfacing in an area where shoulder construction will be performed.

Install general work zone warning signs such as UNMARKED PAVEMENT AHEAD (DOT No. 116087130 at 48" X 48") and DO NOT PASS (R4-1 at 24" X 30") alternately at 1/2 mile intervals starting at a minimum of 500 feet in advance of the condition for both directions of travel (undivided roadways only) and at any other points determined by the Engineer. Install signs prior to the obliteration of any pavement markings.

Measurement and Payment

Payment will be made for the work zone signing items that have been included in the contract. No direct payment will be made for providing other work zone signing as required herein, as the cost of same will be considered incidental to the work being paid for under those various work zone signing items that have been included. Where the Contractor provides work zone signing as required herein but no specific pay items have been included in the contract, all associated costs will be considered incidental to the work being paid for under the various items in the contract.

TRUCK MOUNTED CHANGEABLE MESSAGE SIGNS

(8-21-12)

1101.02

SP11 R10

Revise the *2012 Roadway Standard Drawings* as follows:

Drawing No. 1101.02, Sheet 12, TEMPORARY LANE CLOSURES, replace General Note #11 with the following:

11- TRUCK MOUNTED CHANGEABLE MESSAGE SIGNS (TMCMS) USED ON SHADOW VEHICLES FOR "IN LANE" ACTIVITIES SHALL BE A MINIMUM OF 43" X 73". THE DISPLAY PANEL SHALL HAVE FULL MATRIX CAPABILITY WITH THE CAPABILITY TO PROVIDE 2 MESSAGE LINES WITH 7 CHARACTERS PER LINE WITH A MINIMUM CHARACTER HEIGHT OF 18". FOR ADDITIONAL MESSAGING, CONTACT THE WORK ZONE TRAFFIC CONTROL SECTION.

12- TMCMS USED FOR ADVANCED WARNING ON VEHICLES LOCATED ON THE SHOULDER MAY BE SMALLER THAN 43" X 73". THE DISPLAY PANEL SHALL HAVE THE CAPABILITY TO PROVIDE 2 MESSAGE LINES WITH 7 CHARACTERS PER LINE WITH A MINIMUM CHARACTER HEIGHT OF 18". FOR ADDITIONAL MESSAGING, CONTACT THE WORK ZONE TRAFFIC CONTROL SECTION.

Drawing No. 1101.02, Sheet 13, TEMPORARY LANE CLOSURES, replace General Note #12 with the following:

12- TRUCK MOUNTED CHANGEABLE MESSAGE SIGNS (TMCMS) USED ON SHADOW VEHICLES FOR "IN LANE" ACTIVITIES SHALL BE A MINIMUM OF 43" X 73". THE DISPLAY PANEL SHALL HAVE FULL MATRIX CAPABILITY WITH THE CAPABILITY TO PROVIDE 2 MESSAGE LINES WITH 7 CHARACTERS PER LINE WITH A MINIMUM CHARACTER HEIGHT OF 18". FOR ADDITIONAL MESSAGING, CONTACT THE WORK ZONE TRAFFIC CONTROL SECTION.

13- TMCMS USED FOR ADVANCED WARNING ON VEHICLES LOCATED ON THE SHOULDER MAY BE SMALLER THAN 43" X 73". THE DISPLAY PANEL SHALL HAVE THE CAPABILITY TO PROVIDE 2 MESSAGE LINES WITH 7 CHARACTERS PER LINE WITH A MINIMUM CHARACTER HEIGHT OF 18". FOR ADDITIONAL MESSAGING, CONTACT THE WORK ZONE TRAFFIC CONTROL SECTION.

**TIME LIMITATION FOR PAVEMENT MARKINGS AND
MARKERS ON NEWLY RESURFACED AREAS**

(01-17-12)

RWZ-4

Markings: Two-Lane, Two-Way Facilities

For all two-lane, two-way facilities, place all edge lines and other symbols within 30 calendar days after they have been obliterated by the resurfacing operation.

Markings: All Facilities

The observation period for pavement markings on a specific map are subject to all requirements as specified in the Project Special Provision entitled "PAVEMENT MARKING LINES" contained elsewhere in the contract and begins with the satisfactory completion of all pavement markings required on that specific map.

All characters, symbols and stop bars on concrete shall be either Type 2 or Type 3 Cold Applied Plastic or Heated-In-Place Thermoplastic as shown on NCDOT Approved Product List. The quantity for characters, symbols and stop bars on concrete will be included in the pay items for Type 2 Cold Applied Plastic.

All characters, symbols and stop bars on asphalt shall be either Heated-In-Place Thermoplastic or Extruded Thermoplastic as shown on NCDOT Approved Product List. The quantity for characters, symbols and stop bars on asphalt will be included in the pay items for Heated-In-Place Thermoplastic.

Markers: All Facilities

Install permanent pavement markers within 60 calendar days after completing the resurfacing on each map.

ROADWAY STANDARD DRAWINGS FOR PAVEMENT MARKINGS AND MARKERS:

(01-17-12)

RWZ-5

Use the following in conjunction with the *2012 Standard Specifications*:

Standard Pavement Markings*2012 Roadway Standard Drawings:*

1205.01, 1205.02, 1205.03, 1205.04, 1205.05,
1205.06, 1205.07, 1205.08, 1205.09, 1205.10,
1205.11, 1205.12, 1205.13

Raised Pavement Markers*2012 Roadway Standard Drawings:*

1205.12, 1250.01, 1251.01

Snowplowable Pavement Markers*2012 Roadway Standard Drawings:*

1250.01, 1253.01

Milled Rumble Strips*2012 Roadway Standard Drawings:*

665.01

PLANT AND PEST QUARANTINES
(Imported Fire Ant, Gypsy Moth, Witchweed, And Other Noxious Weeds)

(3-18-03)

Z-04a

Within quarantined area

This project may be within a county regulated for plant and/or pests. If the project or any part of the Contractor's operations is located within a quarantined area, thoroughly clean all equipment prior to moving out of the quarantined area. Comply with federal/state regulations by obtaining a certificate or limited permit for any regulated article moving from the quarantined area.

Originating in a quarantined county

Obtain a certificate or limited permit issued by the N.C. Department of Agriculture/United States Department of Agriculture. Have the certificate or limited permit accompany the article when it arrives at the project site.

Contact

Contact the N.C. Department of Agriculture/United States Department of Agriculture at 1-800-206-9333, 919-733-6932, or <http://www.ncagr.com/plantind/> to determine those specific project sites located in the quarantined area or for any regulated article used on this project originating in a quarantined county.

Regulated Articles Include

1. Soil, sand, gravel, compost, peat, humus, muck, and decomposed manure, separately or with other articles. This includes movement of articles listed above that may be associated with cut/waste, ditch pulling, and shoulder cutting.
2. Plants with roots including grass sod.
3. Plant crowns and roots.
4. Bulbs, corms, rhizomes, and tubers of ornamental plants.
5. Hay, straw, fodder, and plant litter of any kind.
6. Clearing and grubbing debris.
7. Used agricultural cultivating and harvesting equipment.
8. Used earth-moving equipment.
9. Any other products, articles, or means of conveyance, of any character, if determined by an inspector to present a hazard of spreading imported fire ant, gypsy moth, witchweed or other noxious weeds.

MINIMUM WAGES

(7-21-09)

Z-5

FEDERAL: The Fair Labor Standards Act provides that with certain exceptions every employer shall pay wages at the rate of not less than SEVEN DOLLARS AND TWENTY FIVE CENTS (\$7.25) per hour.

STATE: The North Carolina Minimum Wage Act provides that every employer shall pay to each of his employees, wages at a rate of not less than SEVEN DOLLARS AND TWENTY FIVE CENTS (\$7.25) per hour.

The minimum wage paid to all skilled labor employed on this contract shall be SEVEN DOLLARS AND TWENTY FIVE CENTS (\$7.25) per hour.

The minimum wage paid to all intermediate labor employed on this contract shall be SEVEN DOLLARS AND TWENTY FIVE CENTS (\$7.25) per hour.

The minimum wage paid to all unskilled labor on this contract shall be SEVEN DOLLARS AND TWENTY FIVE CENTS (\$7.25) per hour.

This determination of the intent of the application of this act to the contract on this project is the responsibility of the Contractor.

The Contractor shall have no claim against the Department of Transportation for any changes in the minimum wage laws, Federal or State. It is the responsibility of the Contractor to keep fully informed of all Federal and State Laws affecting his contract.

ON-THE-JOB TRAINING

(10-16-07) (Rev. 7-21-09)

Z-10

Description

The North Carolina Department of Transportation will administer a custom version of the Federal On-the-Job Training (OJT) Program, commonly referred to as the Alternate OJT Program. All contractors (existing and newcomers) will be automatically placed in the Alternate Program. Standard OJT requirements typically associated with individual projects will no longer be applied at the project level. Instead, these requirements will be applicable on an annual basis for each contractor administered by the OJT Program Manager.

On the Job Training shall meet the requirements of 23 CFR 230.107 (b), 23 USC – Section 140, this provision and the On-the-Job Training Program Manual.

The Alternate OJT Program will allow a contractor to train employees on Federal, State and privately funded projects located in North Carolina. However, priority shall be given to training employees on NCDOT Federal-Aid funded projects.

Minorities and Women

Developing, training and upgrading of minorities and women toward journeyman level status is a primary objective of this special training provision. Accordingly, the Contractor shall make every effort to enroll minority and women as trainees to the extent that such persons are available within a reasonable area of recruitment. This training commitment is not intended, and shall not be used, to discriminate against any applicant for training, whether a member of a minority group or not.

Assigning Training Goals

The Department, through the OJT Program Manager, will assign training goals for a calendar year based on the contractors' past three years' activity and the contractors' anticipated upcoming year's activity with the Department. At the beginning of each year, all contractors eligible will be contacted by the Department to determine the number of trainees that will be assigned for the upcoming calendar year. At that time the Contractor shall enter into an agreement with the Department to provide a self-imposed on-the-job training program for the calendar year. This agreement will include a specific number of annual training goals agreed to by both parties. The number of training assignments may range from 1 to 15 per contractor per calendar year. The Contractor shall sign an agreement to fulfill their annual goal for the year. A sample agreement is available at www.ncdot.org/business/ocs/ojt/.

Training Classifications

The Contractor shall provide on-the-job training aimed at developing full journeyman level workers in the construction craft/operator positions. Preference shall be given to providing training in the following skilled work classifications:

Equipment Operators	Office Engineers
Truck Drivers	Estimators
Carpenters	Iron / Reinforcing Steel Workers
Concrete Finishers	Mechanics
Pipe Layers	Welders

The Department has established common training classifications and their respective training requirements that may be used by the contractors. However, the classifications established are not all-inclusive. Where the training is oriented toward construction applications, training will be allowed in lower-level management positions such as office engineers and estimators. Contractors shall submit new classifications for specific job functions that their employees are performing. The Department will review and recommend for acceptance to FHWA the new classifications proposed by contractors, if applicable. New classifications shall meet the following requirements:

Proposed training classifications are reasonable and realistic based on the job skill classification needs, and

The number of training hours specified in the training classification is consistent with common practices and provides enough time for the trainee to obtain journeyman level status.

The Contractor may allow trainees to be trained by a subcontractor provided that the Contractor retains primary responsibility for meeting the training and this provision is made applicable to the subcontract. However, only the Contractor will receive credit towards the annual goal for the trainee.

Where feasible, 25 percent of apprentices or trainees in each occupation shall be in their first year of apprenticeship or training. The number of trainees shall be distributed among the work classifications on the basis of the contractor’s needs and the availability of journeymen in the various classifications within a reasonable area of recruitment.

No employee shall be employed as a trainee in any classification in which they have successfully completed a training course leading to journeyman level status or in which they have been employed as a journeyman.

Records and Reports

The Contractor shall maintain enrollment, monthly and completion reports documenting company compliance under these contract documents. These documents and any other information as requested shall be submitted to the OJT Program Manager.

Upon completion and graduation of the program, the Contractor shall provide each trainee with a certification Certificate showing the type and length of training satisfactorily completed.

Trainee Interviews

All trainees enrolled in the program will receive an initial and Trainee/Post graduate interview conducted by the OJT program staff.

Trainee Wages

Contractors shall compensate trainees on a graduating pay scale based upon a percentage of the prevailing minimum journeyman wages (Davis-Bacon Act). Minimum pay shall be as follows:

- 60 percent of the journeyman wage for the first half of the training period
- 75 percent of the journeyman wage for the third quarter of the training period
- 90 percent of the journeyman wage for the last quarter of the training period

In no instance shall a trainee be paid less than the local minimum wage. The Contractor shall adhere to the minimum hourly wage rate that will satisfy both the NC Department of Labor (NCDOL) and the Department.

Achieving or Failing to Meet Training Goals

The Contractor will be credited for each trainee employed by him on the contract work who is currently enrolled or becomes enrolled in an approved program and who receives training for at least 50 percent of the specific program requirement. Trainees will be allowed to be transferred between projects if required by the Contractor’s scheduled workload to meet training goals.

If a contractor fails to attain their training assignments for the calendar year, they may be taken off the NCDOT’s Bidders List.

Measurement and Payment

No compensation will be made for providing required training in accordance with these contract documents.

ERRATA

(1-17-12) (Rev. 9-18-12)

Z-4

Revise the *2012 Standard Specifications* as follows:

Division 2

Page 2-7, line 31, Article 215-2 Construction Methods, replace “Article 107-26” with “Article 107-25”.

Page 2-17, Article 226-3, Measurement and Payment, line 2, delete “pipe culverts.”

Page 2-20, Subarticle 230-4(B), Contractor Furnished Sources, change references as follows: Line 1, replace “(4) Buffer Zone” with “(c) Buffer Zone”; **Line 12**, replace “(5) Evaluation for Potential Wetlands and Endangered Species” with “(d) Evaluation for Potential Wetlands and Endangered Species”; and **Line 33**, replace “(6) Approval” with “(4) Approval”.

Division 4

Page 4-77, line 27, Subarticle 452-3(C) Concrete Coping, replace “sheet pile” with “reinforcement”.

Division 6

Page 6-7, line 31, Article 609-3 Field Verification of Mixture and Job Mix Formula Adjustments, replace “30” with “45”.

Page 6-10, line 42, Subarticle 609-6(C)(2), replace “Subarticle 609-6(E)” with “Subarticle 609-6(D)”.

Page 6-11, Table 609-1 Control Limits, replace “Max. Spec. Limit” for the Target Source of $P_{0.075}/P_{be}$ Ratio with “1.0”.

Page 6-40, Article 650-2 Materials, replace “Subarticle 1012-1(F)” with “Subarticle 1012-1(E)”

Division 10

Page 10-74, Table 1056-1 Geotextile Requirements, replace “50%” for the UV Stability (Retained Strength) of Type 5 geotextiles with “70%”.

Division 12

Page 12-7, Table 1205-3, add “FOR THERMOPLASTIC” to the end of the title.

Page 12-8, Subarticle 1205-5(B), line 13, replace “Table 1205-2” with “Table 1205-4”.

Page 12-8, Table 1205-4 and 1205-5, replace “THERMOPLASTIC” in the title of these tables with “POLYUREA”.

Page 12-9, Subarticle 1205-6(B), line 21, replace “Table 1205-4” with “Table 1205-6”.

Page 12-11, Subarticle 1205-8(C), line 25, replace “Table 1205-5” with “Table 1205-7”.

Division 15

Page 15-6, Subarticle 1510-3(B), after line 21, replace the allowable leakage formula with the following:

$$W = LD\sqrt{P} \div 148,000$$

Page 15-6, Subarticle 1510-3(B), line 32, delete “may be performed concurrently or” and replace with “shall be performed”.

Page 15-17, Subarticle 1540-3(E), line 27, delete “Type 1”.

Division 17

Page 17-26, line 42, Subarticle 1731-3(D) Termination and Splicing within Interconnect Center, delete this subarticle.

Revise the *2012 Roadway Standard Drawings* as follows:

1633.01 Sheet 1 of 1, English Standard Drawing for Matting Installation, replace “1633.01” with “1631.01”.

**EXECUTION OF BID
NON-COLLUSION AFFIDAVIT, DEBARMENT CERTIFICATION AND GIFT BAN CERTIFICATION**

CORPORATION

The person executing the bid, on behalf of the Bidder, being duly sworn, solemnly swears (or affirms) that neither he, nor any official, agent or employee of the bidder has entered into any agreement, participated in any collusion, or otherwise taken any action which is in restraint of free competitive bidding in connection with any bid or contract, that the bidder has not been convicted of violating *N.C.G.S. § 133-24* within the last three years, and that the Bidder intends to do the work with its own bonafide employees or subcontractors and is not bidding for the benefit of another contractor.

In addition, execution of this bid in the proper manner also constitutes the Bidder's certification of status under penalty of perjury under the laws of the United States in accordance with the Debarment Certification attached, provided that the Debarment Certification also includes any required statements concerning exceptions that are applicable.

N.C.G.S. § 133-32 and Executive Order 24 prohibit the offer to, or acceptance by, any State Employee of any gift from anyone with a contract with the State, or from any person seeking to do business with the State. By execution of any response in this procurement, you attest, for your entire organization and its employees or agents, that you are not aware that any such gift has been offered, accepted, or promised by any employees of your organization.

SIGNATURE OF CONTRACTOR

Full name of Corporation

Address as Prequalified

Attest _____
Secretary/Assistant Secretary
Select appropriate title

By _____
President/Vice President/Assistant Vice President
Select appropriate title

Print or type Signer's name

Print or type Signer's name

CORPORATE SEAL

AFFIDAVIT MUST BE NOTARIZED

Subscribed and sworn to before me this the

_____ day of _____ 20__.

NOTARY SEAL

Signature of Notary Public

of _____ County

State of _____

My Commission Expires: _____

**EXECUTION OF BID
NON-COLLUSION AFFIDAVIT, DEBARMENT CERTIFICATION AND GIFT BAN CERTIFICATION
PARTNERSHIP**

The person executing the bid, on behalf of the Bidder, being duly sworn, solemnly swears (or affirms) that neither he, nor any official, agent or employee of the bidder has entered into any agreement, participated in any collusion, or otherwise taken any action which is in restraint of free competitive bidding in connection with any bid or contract, that the bidder has not been convicted of violating *N.C.G.S. § 133-24* within the last three years, and that the Bidder intends to do the work with its own bonafide employees or subcontractors and is not bidding for the benefit of another contractor.

In addition, execution of this bid in the proper manner also constitutes the Bidder's certification of status under penalty of perjury under the laws of the United States in accordance with the Debarment Certification attached, provided that the Debarment Certification also includes any required statements concerning exceptions that are applicable.

N.C.G.S. § 133-32 and Executive Order 24 prohibit the offer to, or acceptance by, any State Employee of any gift from anyone with a contract with the State, or from any person seeking to do business with the State. By execution of any response in this procurement, you attest, for your entire organization and its employees or agents, that you are not aware that any such gift has been offered, accepted, or promised by any employees of your organization.

SIGNATURE OF CONTRACTOR

_____ Full Name of Partnership

_____ Address as Prequalified

_____ By _____
Signature of Witness Signature of Partner

_____ Print or type Signer's name

_____ Print or type Signer's name

AFFIDAVIT MUST BE NOTARIZED

Subscribed and sworn to before me this the _____ day of _____ 20__.

NOTARY SEAL

_____ Signature of Notary Public

of _____ County

State of _____

My Commission Expires: _____

**EXECUTION OF BID
NON-COLLUSION AFFIDAVIT, DEBARMENT CERTIFICATION AND GIFT BAN CERTIFICATION**

LIMITED LIABILITY COMPANY

The person executing the bid, on behalf of the Bidder, being duly sworn, solemnly swears (or affirms) that neither he, nor any official, agent or employee of the bidder has entered into any agreement, participated in any collusion, or otherwise taken any action which is in restraint of free competitive bidding in connection with any bid or contract, that the bidder has not been convicted of violating *N.C.G.S. § 133-24* within the last three years, and that the Bidder intends to do the work with its own bonafide employees or subcontractors and is not bidding for the benefit of another contractor.

In addition, execution of this bid in the proper manner also constitutes the Bidder's certification of status under penalty of perjury under the laws of the United States in accordance with the Debarment Certification attached, provided that the Debarment Certification also includes any required statements concerning exceptions that are applicable.

N.C.G.S. § 133-32 and Executive Order 24 prohibit the offer to, or acceptance by, any State Employee of any gift from anyone with a contract with the State, or from any person seeking to do business with the State. By execution of any response in this procurement, you attest, for your entire organization and its employees or agents, that you are not aware that any such gift has been offered, accepted, or promised by any employees of your organization.

SIGNATURE OF CONTRACTOR

Full Name of Firm

Address as Prequalified

Signature of Witness

Signature of Member/Manager/Authorized Agent
Select appropriate title

Print or type Signer's name

Print or type Signer's Name

AFFIDAVIT MUST BE NOTARIZED

Subscribed and sworn to before me this the

NOTARY SEAL

_____ day of _____ 20__.

Signature of Notary Public

of _____ County

State of _____

My Commission Expires: _____

EXECUTION OF BID
NON-COLLUSION AFFIDAVIT, DEBARMENT CERTIFICATION AND GIFT BAN CERTIFICATION
JOINT VENTURE (2) or (3)

The person executing the bid, on behalf of the Bidder, being duly sworn, solemnly swears (or affirms) that neither he, nor any official, agent or employee of the bidder has entered into any agreement, participated in any collusion, or otherwise taken any action which is in restraint of free competitive bidding in connection with any bid or contract, that the bidder has not been convicted of violating N.C.G.S. § 133-24 within the last three years, and that the Bidder intends to do the work with its own bonafide employees or subcontractors and is not bidding for the benefit of another contractor.

In addition, execution of this bid in the proper manner also constitutes the Bidder's certification of status under penalty of perjury under the laws of the United States in accordance with the Debarment Certification attached, provided that the Debarment Certification also includes any required statements concerning exceptions that are applicable.

N.C.G.S. § 133-32 and Executive Order 24 prohibit the offer to, or acceptance by, any State Employee of any gift from anyone with a contract with the State, or from any person seeking to do business with the State. By execution of any response in this procurement, you attest, for your entire organization and its employees or agents, that you are not aware that any such gift has been offered, accepted, or promised by any employees of your organization.

SIGNATURE OF CONTRACTOR

Instructions: 2 Joint Venturers Fill in lines (1), (2) and (3) and execute. 3 Joint Venturers Fill in lines (1), (2), (3) and (4) and execute. On Line (1), fill in the name of the Joint Venture Company. On Line (2), fill in the name of one of the joint venturers and execute below in the appropriate manner. On Line (3), print or type the name of the other joint venturer and execute below in the appropriate manner. On Line (4), fill in the name of the third joint venturer, if applicable and execute below in the appropriate manner.

(1) Name of Joint Venture
(2) Name of Contractor
Address as Prequalified
Signature of Witness or Attest By Signature of Contractor
Print or type Signer's name Print or type Signer's name
If Corporation, affix Corporate Seal and

(3) Name of Contractor
Address as Prequalified
Signature of Witness or Attest By Signature of Contractor
Print or type Signer's name Print or type Signer's name
If Corporation, affix Corporate Seal and

(4) Name of Contractor (for 3 Joint Venture only)
Address as Prequalified
Signature of Witness or Attest By Signature of Contractor
Print or type Signer's name Print or type Signer's name
If Corporation, affix Corporate Seal

NOTARY SEAL
Affidavit must be notarized for Line (2)
Subscribed and sworn to before me this
day of 20
Signature of Notary Public
of County
State of
My Commission Expires:

NOTARY SEAL
Affidavit must be notarized for Line (3)
Subscribed and sworn to before me this
day of 20
Signature of Notary Public
of County
State of
My Commission Expires:

NOTARY SEAL
Affidavit must be notarized for Line (4)
Subscribed and sworn to before me this
day of 20
Signature of Notary Public
of County
State of
My Commission Expires:

**EXECUTION OF BID
NON-COLLUSION AFFIDAVIT, DEBARMENT CERTIFICATION AND GIFT BAN CERTIFICATION
INDIVIDUAL DOING BUSINESS UNDER A FIRM NAME**

The person executing the bid, on behalf of the Bidder, being duly sworn, solemnly swears (or affirms) that neither he, nor any official, agent or employee of the bidder has entered into any agreement, participated in any collusion, or otherwise taken any action which is in restraint of free competitive bidding in connection with any bid or contract, that the bidder has not been convicted of violating *N.C.G.S. § 133-24* within the last three years, and that the Bidder intends to do the work with its own bonafide employees or subcontractors and is not bidding for the benefit of another contractor.

In addition, execution of this bid in the proper manner also constitutes the Bidder's certification of status under penalty of perjury under the laws of the United States in accordance with the Debarment Certification attached, provided that the Debarment Certification also includes any required statements concerning exceptions that are applicable.

N.C.G.S. § 133-32 and Executive Order 24 prohibit the offer to, or acceptance by, any State Employee of any gift from anyone with a contract with the State, or from any person seeking to do business with the State. By execution of any response in this procurement, you attest, for your entire organization and its employees or agents, that you are not aware that any such gift has been offered, accepted, or promised by any employees of your organization.

SIGNATURE OF CONTRACTOR

Name of Contractor

_____ Individual name

Trading and doing business as

_____ Full name of Firm

_____ Address as Prequalified

_____ Signature of Witness

_____ Signature of Contractor, Individually

_____ Print or type Signer's name

_____ Print or type Signer's name

AFFIDAVIT MUST BE NOTARIZED

Subscribed and sworn to before me this the

NOTARY SEAL

_____ day of _____ 20__.

_____ Signature of Notary Public

of _____ County

State of _____

My Commission Expires: _____

**EXECUTION OF BID
NON-COLLUSION AFFIDAVIT, DEBARMENT CERTIFICATION AND GIFT BAN CERTIFICATION**

INDIVIDUAL DOING BUSINESS IN HIS OWN NAME

The person executing the bid, on behalf of the Bidder, being duly sworn, solemnly swears (or affirms) that neither he, nor any official, agent or employee of the bidder has entered into any agreement, participated in any collusion, or otherwise taken any action which is in restraint of free competitive bidding in connection with any bid or contract, that the bidder has not been convicted of violating *N.C.G.S. § 133-24* within the last three years, and that the Bidder intends to do the work with its own bonafide employees or subcontractors and is not bidding for the benefit of another contractor.

In addition, execution of this bid in the proper manner also constitutes the Bidder's certification of status under penalty of perjury under the laws of the United States in accordance with the Debarment Certification attached, provided that the Debarment Certification also includes any required statements concerning exceptions that are applicable.

N.C.G.S. § 133-32 and Executive Order 24 prohibit the offer to, or acceptance by, any State Employee of any gift from anyone with a contract with the State, or from any person seeking to do business with the State. By execution of any response in this procurement, you attest, for your entire organization and its employees or agents, that you are not aware that any such gift has been offered, accepted, or promised by any employees of your organization.

SIGNATURE OF CONTRACTOR

Name of Contractor _____
Print or type Individual name

Address as Prequalified

Signature of Contractor, Individually

Print or type Signer's Name

Signature of Witness

Print or type Signer's name

AFFIDAVIT MUST BE NOTARIZED

Subscribed and sworn to before me this the _____
_____ day of _____ 20__.

NOTARY SEAL

Signature of Notary Public

of _____ County

State of _____

My Commission Expires: _____

DEBARMENT CERTIFICATION

Conditions for certification:

1. The prequalified bidder shall provide immediate written notice to the Department if at any time the bidder learns that his certification was erroneous when he submitted his debarment certification or explanation filed with the Department, or has become erroneous because of changed circumstances.
2. The terms *covered transaction*, *debarred*, *suspended*, *ineligible*, *lower tier covered transaction*, *participant*, *person*, *primary covered transaction*, *principal*, *proposal*, and *voluntarily excluded*, as used in this provision, have the meanings set out in the Definitions and Coverage sections of the rules implementing Executive Order 12549. A copy of the Federal Rules requiring this certification and detailing the definitions and coverages may be obtained from the Contract Officer of the Department.
3. The prequalified bidder agrees by submitting this form, that he will not knowingly enter into any lower tier covered transaction with a person who is debarred, suspended, declared ineligible, or voluntarily excluded from participation in NCDOT contracts, unless authorized by the Department.
4. For Federal Aid projects, the prequalified bidder further agrees that by submitting this form he will include the Federal-Aid Provision titled *Required Contract Provisions Federal-Aid Construction Contract (Form FHWA PR 1273)* provided by the Department, without subsequent modification, in all lower tier covered transactions.
5. The prequalified bidder may rely upon a certification of a participant in a lower tier covered transaction that he is not debarred, suspended, ineligible, or voluntarily excluded from the covered transaction, unless he knows that the certification is erroneous. The bidder may decide the method and frequency by which he will determine the eligibility of his subcontractors.
6. Nothing contained in the foregoing shall be construed to require establishment of a system of records in order to render in good faith the certification required by this provision. The knowledge and information of a participant is not required to exceed that which is normally possessed by a prudent person in the ordinary course of business dealings.
7. Except as authorized in paragraph 6 herein, the Department may terminate any contract if the bidder knowingly enters into a lower tier covered transaction with a person who is suspended, debarred, ineligible, or voluntarily excluded from participation in this transaction, in addition to other remedies available by the Federal Government.

DEBARMENT CERTIFICATION

The prequalified bidder certifies to the best of his knowledge and belief, that he and his principals:

- a. Are not presently debarred, suspended, proposed for debarment, declared ineligible, or voluntarily excluded from covered transactions by any Federal department or agency;
- b. Have not within a three-year period preceding this proposal been convicted of or had a civil judgment rendered against them for commission of fraud or a criminal offense in connection with obtaining, attempting to obtain, or performing a public (Federal, State or local) transaction or contract under a public transaction; violation of Federal or State antitrust statutes or commission of embezzlement, theft, forgery, bribery, falsification or destruction of records; making false statements; or receiving stolen property;
- c. Are not presently indicted for or otherwise criminally or civilly charged by a governmental entity (Federal, State or local) with commission of any of the offenses enumerated in paragraph b. of this certification; and
- d. Have not within a three-year period preceding this proposal had one or more public transactions (Federal, State or local) terminated for cause or default.
- e. Will submit a revised Debarment Certification immediately if his status changes and will show in his bid proposal an explanation for the change in status.

If the prequalified bidder cannot certify that he is not debarred, he shall provide an explanation with this submittal. An explanation will not necessarily result in denial of participation in a contract.

Failure to submit a non-collusion affidavit and debarment certification will result in the prequalified bidder's bid being considered non-responsive.

Check here if an explanation is attached to this certification.

Contract No: 11138561

County: Bertie, Hertford, Northampton

ACCEPTED BY THE
DEPARTMENT OF TRANSPORTATION

Contract Officer

Date

North Carolina Department of Transportation BID FORM

WBS Element: 1B.100811, 1B.200811, 1B.1004611, 1B.204611, 1B.106611, 1B.206611
County: Bertie, Hertford, Northampton
Description: Cutting and Removal of Vegetation and Debris, Weed eating Guardrails and Cleaning and Sweeping of Bridge Decks and Joints at Designated Bridge Sites

ITEM	SECT	DESCRIPTION	QUANTITY	UNIT	UNIT PRICE	AMOUNT BID
1	SP	BRIDGE CLEANING	330	EA		
2	SP	CUTTING AND REMOVAL OF VEGETATION AT BRIDGES	280	EA		
3	SP	MOWING/WEED-EATING GUARDRAIL	73,008	LF		

Unit Prices need to be limited to TWO decimal places

FOR BID TO BE CONSIDERED RESPONSIVE, ANY ADDENDA ISSUED MUST BE ACKNOWLEDGED. PLEASE ACKNOWLEDGE RECEIPT OF ADDENDA BY WRITING IN ADDENDUM NUMBER, INITIALING AND DATING BELOW.

Addendum No. _____ Initial & Date: _____ Addendum No. _____ Initial & Date: _____

Addendum No. _____ Initial & Date: _____ Addendum No. _____ Initial & Date: _____

TOTAL BID FOR PROJECT: _____

THIS SECTION TO BE COMPLETED BY N. C. DEPARTMENT OF TRANSPORTATION

This bid has been reviewed in accordance with Article 103-1 of the Standard Specifications for Roads and Structures 2012.

Reviewed by: _____ DATE

Accepted by NCDOT: _____ DATE

Bertie Sheet #1

Bridge Number	Guardrail Length	Total Guardrail Length	Number of Joints	Type of Traffic Flow	Length of Bridge (WIGINS)	Width of Bridge (WIGINS)	Comments
1	Continuous	N/A	8	2 lane	915	32	
7	Continuous	400	99	2 lane	5,841	28	
8	N. 712	912	5	2 lane	177	28	S. Continuous - 100' South Left & Right
9	0		3	2 lane	60	29.3	
10	400	400	3	2 lane	70	28.3	
11	962	962	4	2 lane	160	33	
12	670	N/A	6	4 lane	223	34	
13	980	N/A	4	4 lane	420	25	
14							Construction
15	0	0	0	2 lane	86	19.2	Wood Deck
16	394	394	0	2 lane	168	30	Paved
17	0	0	0	2 lane	87	25.2	Wood Deck
18	0	0	2	2 lane	30	29.3	
19	Continuous	400	5	2 lane	221	36	
20	283	283	4	2 lane	90	30.5	
21	862	862	0	2 lane	42	24.3	
22	822	822	4	2 lane	120	24.3	
23	0	0	0	2 lane	55	28	
24	893	893	4	2 lane	90	44	
25	903	N/A	17	4 lane	223	34	
26	903	N/A	4	4 lane	230	37.5	
27	Continuous	N/A	4	4 lane	150	72.8	
29	270	270	0	2 lane	50	23.8	
31	Continuous	400	4	2 lane	151	36.2	
32	0	0	5	2 lane	88	34.1	
33	245	245	4	2 lane	90	24.2	
34	0	0	5	2 lane	69	23.9	
35	0	N/A	7	4 lane	751	34	
36	371	371	0	2 lane	105	30	Paved
37	0	N/A	12	4 lane	755	36.1	

Sheet #1 Total = 7,614

Bertie Sheet #2

Bridge Number	Guardrail Length	Total Guardrail Length	Number of Joints	Type of Traffic Flow	Length of Bridge (WIGINS)	Width of Bridge (WIGINS)	Comments
38	continuous	400	27	4 lane	9,493	67.5	
39	537	537	5	2 lane	190	30	
40	continuous	400	4	2 lane	152	30	
41	991	991	4	2 lane	105	36.1	
42	0	0	4	2 lane	66	34.1	
43	0	0	4	2 lane	52	24.2	
44	345	345	0	2 lane	143	28.3	Paved
45	556	556	0	2 lane	80	30	Paved
46	0	0	5	2 lane	69	24.1	
47	709	N/A	5	4 lane	289	34	
48	709	N/A	5	4 lane	297	39.2	
49	702	N/A	5	4 lane	133	40.2	
50	702	N/A	5	4 lane	130	28	
51	0	0	5	2 lane	154	26.3	
52	455	455	3	2 lane	87	30.1	
53	continuous	400	3	2 lane	79	26.3	
54	0	0	0	2 lane	46	23.2	Wood Deck
55	0	0	0	2 lane	31	23.2	Wood Deck
57	642	642	2	2 lane	43	29.5	
58	continuous	400	7	2 lane	302	28	
65	0	0	2	2 lane	30	29.3	
66	0	0	2	2 lane	30	24.6	
72	0	0	0	2 lane	42	19	Wood Deck
74	0	0	0	2 lane	51	27.8	Wood Deck
83	0	0	4	2 lane	52	28.4	
85		0					Construction
87	0	0	0	2 lane	31	24.3	
138	0	0	0	2 lane	69	21.1	
143	388	388	2	2 lane	62	27	
145	0	0	0	2 lane	35	19.3	wood Deck

Sheet #2 Total = 5,514

Bertie Sheet #3

Bridge Number	Guardrail Length	Total Guardrail Length	Number of Joints	Type of Traffic Flow	Length of Bridge (WIGINS)	Width of Bridge (WIGINS)	Comments
147	0	0	0	2 lane	56	24	Wood Deck
148	0	0	2	2 lane	43	24.3	
149	826	826	5	2 lane	161	36.3	
155	Continuous	N/A	4	4 lane	147	36.3	
156	Continuous	N/A	4	4 lane	123	36.3	
157	Continuous	N/A	8	4 lane	915	32	
158	Continuous	N/A	4	4 lane	146	36.2	
159	Continuous	N/A	4	4 lane	122	36	
160	Continuous	N/A	4	4 lane	59	37.3	
161	Continuous	N/A	4	4 lane	59	37.3	
167	Continuous	N/A	4	4 lane	157	47	
168	Continuous	N/A	4	4 lane	157	38.8	
169	Continuous	N/A	10	4 lane	1700	39	
170	Continuous	N/A	10	4 lane	1700	39	
171	Continuous	N/A	3	2 lane	282	30.5	
172	Continuous	N/A	3	2 lane	264	36	

Sheet #3 Total = 826

Sheet #1 Guardrail Total = 7,614 LF

Sheet #2 Guardrail Total = 5,514 LF

Sheet #3 Guardrail Total = 826 LF

Bertie Grand Total = 13,954 LF

Bertie Bridge Total = 76

	<p>Highlighted Bridges for Bertie County shall only be cleaned. No cutting and removal of vegetation or mowing/weed-eating guardrail will be performed unless directed by the Engineer.</p>
--	--

Hertford Sheet #1

Bridge Number	Guardrail Length	Total Guardrail Length	Number of Joints	Type of Traffic Flow	Length of Bridge (WIGINS)	Width of Bridge (WIGINS)	Comments
2	240	240	3	2 lane	80	28	
3	264	264	4	2 lane	105	24	
5	0	0	0	2 lane	46	28	wood deck
7	711	711	3	2 lane	129	44.2	
8	909	909	4	2 lane	119	33.5	
9	253	453	8	2 lane	883	32	South Continuous - 100' Left & Right
10	0	0	9	2 lane	366	24	Asphalt
12	335	535	3	2 lane	164	35	North Continuous - 100' Left & Right
13	0	0	2	2 lane	40	28.1	
15	636	636	0	2 lane	120	27.2	asphalt
18	501	501	5	2 lane	160	30	
19	662	662	4	2 lane	142	27	
20	0	0	0	2 lane	69	19.3	wood deck
21	0	0	6	2 lane	200	28.1	
22	0	0	4	2 lane	106	31.3	
23	S. 411	611	3	2 lane	441	30	North Continuous - 100' Left & Right
25	Continous	400	4	2 lane	111	35	
26	360	360	5	2 lane	196	24.1	
28	0	0	0	2 lane	154	24.2	wood deck
29	505	505	0	2 lane	175	27.2	asphalt
31	Continous	400	4	2 lane	134	25.9	
32	816	816	17	2 lane	1121	40	
33	0	0	5	2 lane	200	28.2	
40	540	540	7	2 lane	245	28.2	
42	517	517	0	2 lane	113	27	asphalt
49	388	388	4	2 lane	120	24.2	
53	0	0	4	2 lane	150	30.1	
55	586	586	4	2 lane	142	36.2	
57	0	0	0	2 lane	68	19.3	
59	460	460	4	2 lane	90	27.1	

Sheet #1 Total = 10,494

Hertford Sheet #2

Bridge Number	Guardrail Length	Total Guardrail Length	Number of Joints	Type of Traffic Flow	Length of Bridge (WIGINS)	Width of Bridge (WIGINS)	Comments
60	0	0	0	2 lane	55	28.1	asphalt
64	0	0	0	2 lane	59	23.2	wood deck
67	492	492	2	2 lane	100	27	
97	0	0	0	2 lane	34	24.1	
105	0	0	0	2 lane	112	25.8	asphalt
137	0	0	13	2 lane	204	24	asphalt
139	0	0	4	2 lane	52	23.7	

Sheet #2 Total = 492

Sheet #1 Guardrail Total = 10,494 LF

Sheet #2 Guardrail Total = 492 LF

Hertford Grand Total = 10,986 LF

Hertford Bridge Total = 37 EA

Northampton Sheet #1

Bridge Number	Guardrail Length	Total Guardrail Length	Number of Joints	Type of Traffic Flow	Length of Bridge (WIGINS)	Width of Bridge (WIGINS)	Comments
2	Continuous	400	3	2 Lane	250	44	
4	0	0	2	2 Lane	129	24.1	
6	0	0	3	2 Lane	81	35.9	
10	0	0	4	2 Lane	120	29.5	
12	0	0	0	2 Lane	51	19.3	Wood Deck
13	0	0	0	1 Lane	155	19	Wood Deck
14	0	0	0	2 Lane	46	22.9	Wood Deck
15	0	0	0	2 Lane	60	24.2	Paved
17	0	0	0	2 Lane	39	19.2	Wood Deck
18	0	0	0	2 Lane	52	28	Paved
20	0	0	4	2 Lane	51	26.9	
21	0	0	0	2 Lane	72	24.6	Wood Deck
23	414 S. End	614	2	2 Lane	420	44	North Continuous - 100' Left & Right
24	274	274	0	2 Lane	60	24	Paved
27	300	300	1	2 Lane	100	30.8	Paved
28	0	0	0	2 Lane	53	19.7	Wood Deck
33	0	0	0	2 Lane	85	26.1	
34	900	900	2	2 Lane	85	24	
35	67	67	2	2 Lane	85	27.2	
37	611 N. End	811	4	2 Lane	150	44	South Continuous - 100' Left & Right
38	0	0	4	2 Lane	52	27.8	
39	0	0	0	2 Lane	42	26	
40	514	514	4	2 Lane	140	27.1	
42	275	275	3	2 Lane	80	24.1	
44	0	0	2	2 Lane	46	28.8	
45	0	0	3	2 Lane	90	33.8	
46	0	0	4	2 Lane	52	22	
47	Continuous	400	6	2 Lane	128	24	
48	0	0	0	2 Lane	44	25.2	Wood Deck
49	0	0	1	2 Lane	35	23.6	

Sheet #1 Total = 4,555

Northampton Sheet #2

Bridge Number	Guardrail Length	Total Guardrail Length	Number of Joints	Type of Traffic Flow	Length of Bridge (WIGINS)	Width of Bridge (WIGINS)	Comments
50	0	0	0	2 Lane	88	34.2	Paved
51	0	0	0	2 Lane	45	34.8	
52	0	0	0	2 Lane	69	19	Wood Deck
53	0	0	0	2 Lane	51	24.6	Wood Deck
54	509	509	3	2 Lane	119	30.1	
58	517	517	4	2 Lane	107	30	
60	288	288	0	2 Lane	98	28.2	
61	273 W. End	473	4	2 Lane	150	28	East Continuous - 100' Left & Right
63	0	0	0	2 Lane	52	25.2	Wood Deck
64	Continuous	400	4	2 Lane	230	30.1	
65	1089	1089	2	2 Lane	302	39	
68	0	0	0	2 Lane	111	34.2	Paved
73	0	0	0	2 Lane	88	34	Paved
75	0	0	0	2 Lane	154	34	Paved
76	1558	1558	4	2 Lane	182	42	
77	884	884	7	2 Lane	230	35	
78	0	0	4	2 Lane	127	28.3	
79	822	822	11	2 Lane	442	36	
81	0	0	6	2 Lane	250	28.1	
86	0	0	0	2 Lane	45	28.8	Paved
90	469	469	0	2 Lane	90	27	Paved
93	0	0	0	2 Lane	35	19.2	Wood Deck

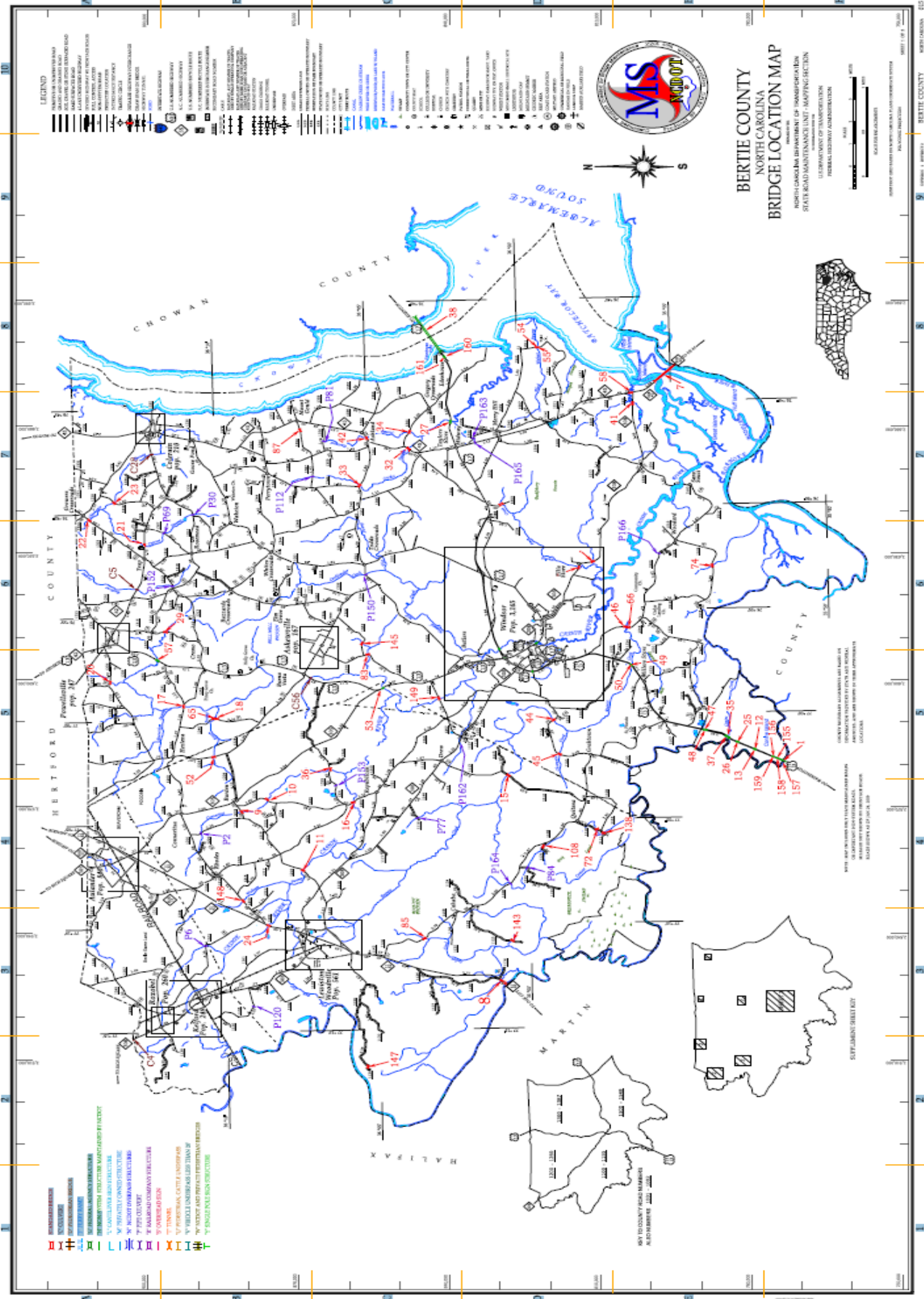
7,009

Sheet #1 Guardrail Total = 4,555 LF

Sheet #2 Guardrail Total = 7,009 LF

 Northampton Grand Total = 11,564 LF

Northampton Bridge Total = 52 EA



Disclaimer: The BENTLY goal is to provide the most accurate information available. The accuracy of the data provided may fluctuate in accordance with changes in the field. The user of this map is responsible for verifying the accuracy of the data. The user of this map is responsible for verifying the accuracy of the data. The user of this map is responsible for verifying the accuracy of the data.



BERTIE COUNTY
 NORTH CAROLINA
BRIDGE LOCATION MAP
 NORTH CAROLINA DEPARTMENT OF TRANSPORTATION
 STATE ROAD MAINTENANCE UNIT - MARTIN SECTION
 DIVISION OF TRANSPORTATION
 FEDERAL HIGHWAY ADMINISTRATION

Sheet 1 of 1

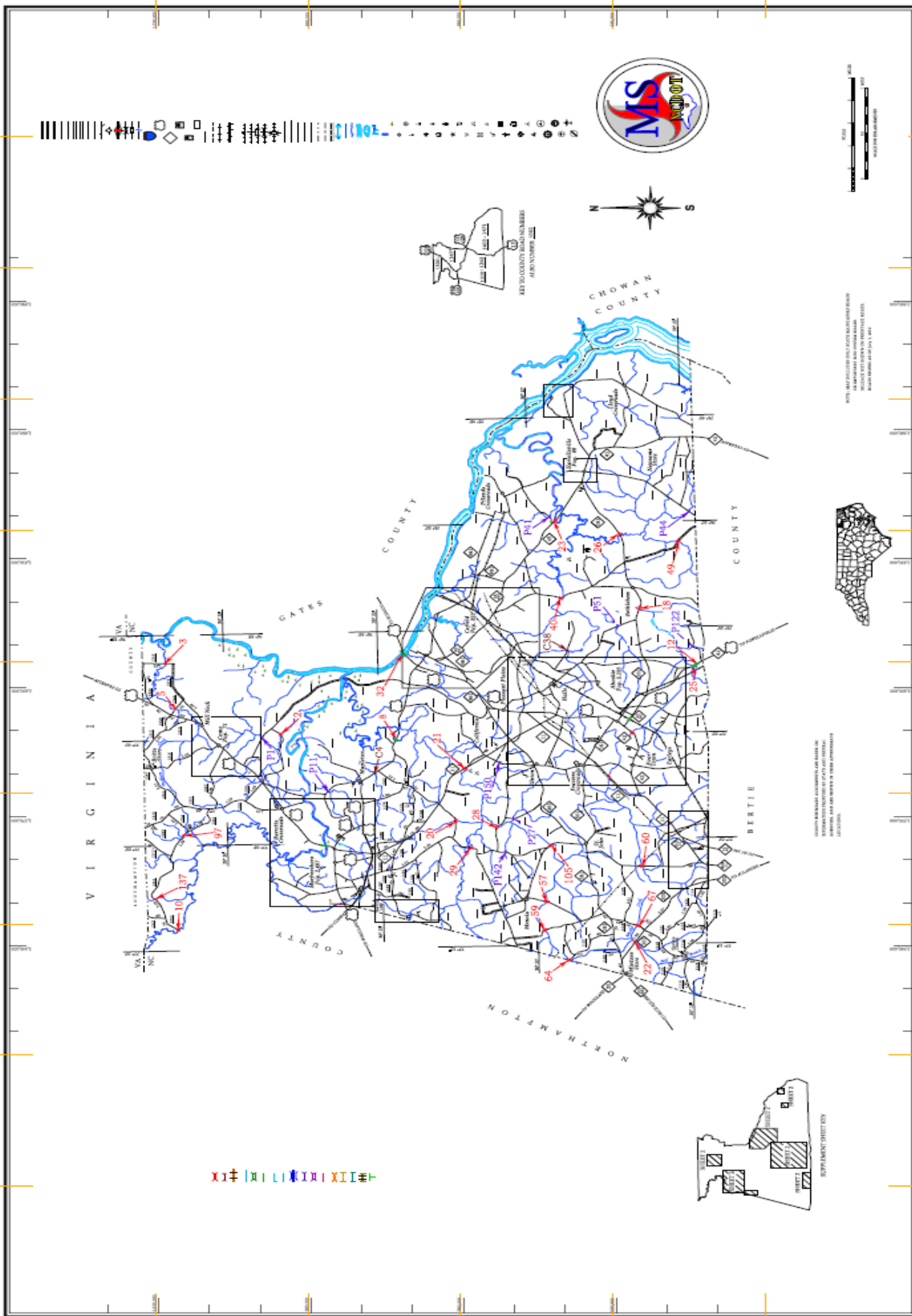
NO.	KEY	ROUTE	NO.	KEY	ROUTE
1	F-3	US 13NBL	87	C-7	SR 1354
2	B-4	SR 1222	P108	D-4	SR 1121
3	E-17	NC 11 BUS	P112	C-7	SR 1387
4	A-2	NC 308	P120	D-3	SR 1135
5	A-6	NC 42	138	E-4	SR 1111
6	B-3	SR 1203	143	D-3	SR 1123
7	E-8	NC 45	145	C-6	SR 1343
8	D-3	NC 11	147	C-2	SR 1128
9	B-0	SR 1319	148	D-3	SR 1200
10	B-0	SR 1225	149	C-5	SR 1257
11	B-0	SR 1319	P150	C-6	SR 1301
12	E-5	US 13 NBL	P152	D-6	SR 1313
13	E-5	US 13 SBL	P153	C-8	SR 1221
14	D-13	US 13	155	F-8	US 13 NBL
15	D-1	SR 1112	156	F-3	US 13 SBL
16	C-1	SR 1260	157	F-5	US 13 SBL
17	B-5	SR 1200	158	F-5	US 13 SBL
18	B-5	SR 1246	159	F-5	US 13 SBL
19	F-13	NC 308	160	C-8	US 17 NBL
20	A-3	SR 1335	161	C-8	US 17 SBL
21	A-6	NC 42	P162	C-5	NC 308
22	A-6	SR 1302	P163	D-7	SR 1540
23	A-7	SR 1228	P164	D-4	SR 1108
24	B-3	NC 11	P165	D-7	NC 45
25	E-6	US 13 NBL	P166	E-6	SR 1500
26	E-3	US 13 SBL	167	C-15	US 17 BVP NBL
27	C-7	US 17	168	D-12	US 17 BVP SBL
28	B-7	NC 42	169	D-12	US 17 BVP NBL
29	A-6	SR 1315	170	D-12	US 17 BVP SBL
30	B-7	SR 1314	171	C-13	SR 1300
31	F-15	NC 308	172	C-15	SR 1001
32	C-3	NC 45			
33	C-6	SR 1301			
34	C-1	SR 1361			
35	E-3	US 13 NBL			
36	C-4	SR 1221			
37	E-3	US 13 SBL			
38	C-8	US 17			
39	D-12	SR 1301			
40	C-12	SR 1301			
41	E-7	NC 308			
42	C-7	NC 45			
43	C-11	SR 1260			
44	D-3	SR 1100			
45	D-3	SR 1100			
46	E-6	SR 1500			
47	E-3	US 13 NBL			
48	E-3	US 13 SBL			
49	E-3	US 13 NBL			
50	E-3	US 13 SBL			
51	C-17	US 13			
52	B-5	SR 1328			
53	C-5	US 1328			
54	D-8	SR 1311			
55	D-8	SR 1311			
56	C-3	US 13			
57	D-3	US 13			
58	E-8	NC 45			
59	B-3	SR 1246			
60	E-6	SR 1500			
61	B-6	SR 1367			
62	D-4	SR 1110			
63	E-6	SR 1318			
64	C-4	SR 1116			
65	C-7	SR 1356			
66	C-3	SR 1349			
67	D-4	SR 1122			
68	C-3	SR 1108			

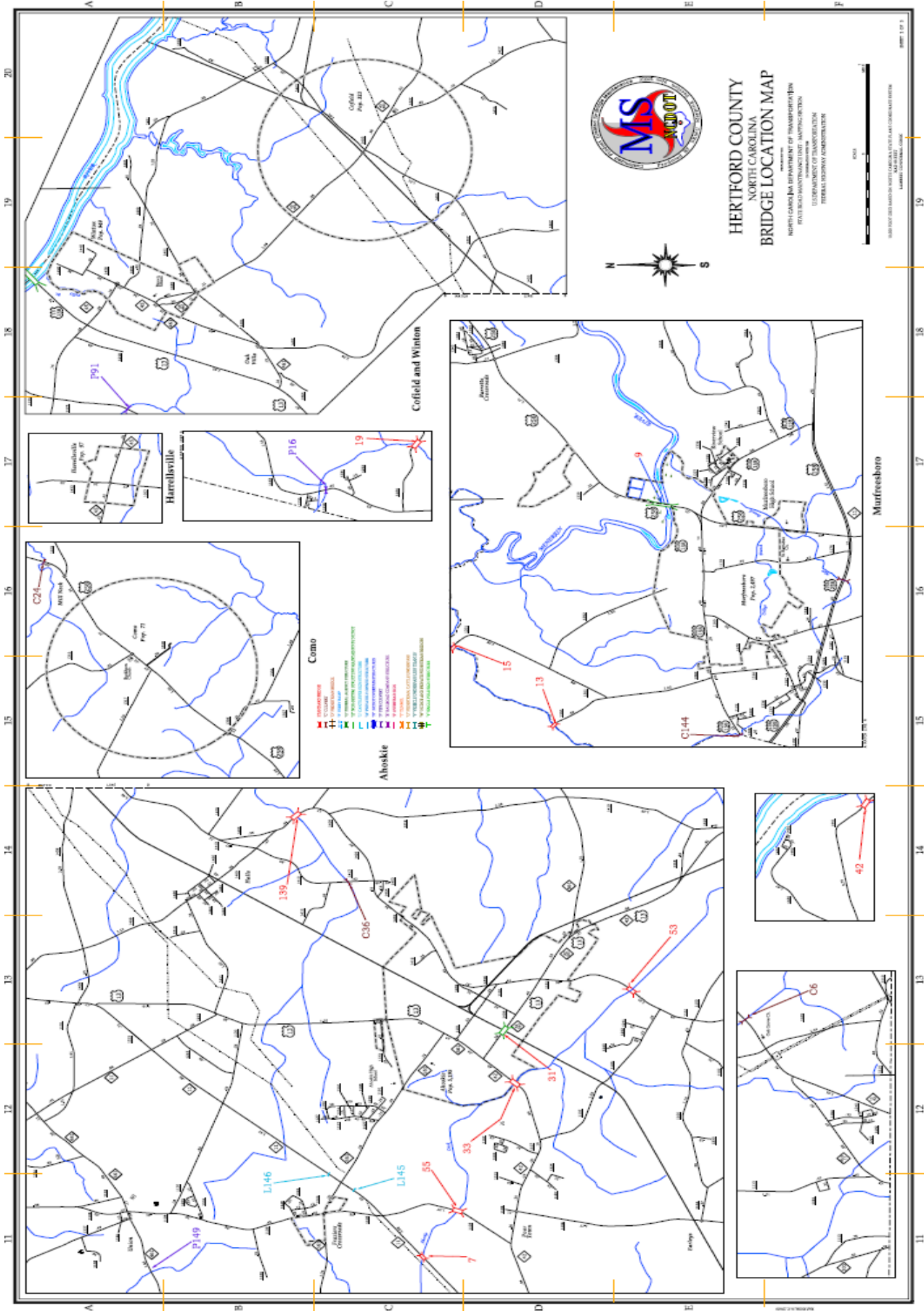
NO.	KEY	ROUTE	NO.	KEY	ROUTE
87	C-7	SR 1354			
P108	D-4	SR 1121			
P112	C-7	SR 1387			
P120	D-3	SR 1135			
138	E-4	SR 1111			
143	D-3	SR 1123			
145	C-6	SR 1343			
147	C-2	SR 1128			
148	D-3	SR 1200			
149	C-5	SR 1257			
P150	C-6	SR 1301			
P152	D-6	SR 1313			
P153	C-8	SR 1221			
155	F-8	US 13 NBL			
156	F-3	US 13 SBL			
157	F-5	US 13 SBL			
158	F-5	US 13 SBL			
159	F-5	US 13 SBL			
160	C-8	US 17 NBL			
161	C-8	US 17 SBL			
P162	C-5	NC 308			
P163	D-7	SR 1540			
P164	D-4	SR 1108			
P165	D-7	NC 45			
P166	E-6	SR 1500			
167	C-15	US 17 BVP NBL			
168	D-12	US 17 BVP SBL			
169	D-12	US 17 BVP NBL			
170	D-12	US 17 BVP SBL			
171	C-13	SR 1300			
172	C-15	SR 1001			

NO.	KEY	ROUTE	NO.	KEY	ROUTE
1	F-3	US 13NBL			
P2	B-4	SR 1222			
C3	E-17	NC 11 BUS			
C4	A-2	NC 308			
C5	A-6	NC 42			
P6	B-3	SR 1203			
7	E-8	NC 45			
8	D-3	NC 11			
9	B-0	SR 1319			
10	B-0	SR 1225			
11	B-0	SR 1319			
12	E-5	US 13 NBL			
13	E-5	US 13 SBL			
14	D-13	US 13			
15	D-1	SR 1112			
16	C-1	SR 1260			
17	B-5	SR 1200			
18	B-5	SR 1246			
19	F-13	NC 308			
20	A-3	SR 1335			
21	A-6	NC 42			
22	A-6	SR 1302			
23	A-7	SR 1228			
24	B-3	NC 11			
25	E-6	US 13 NBL			
26	E-3	US 13 SBL			
27	C-7	US 17			
28	B-7	NC 42			
29	A-6	SR 1315			
30	B-7	SR 1314			
31	F-15	NC 308			
32	C-3	NC 45			
33	C-6	SR 1301			
34	C-1	SR 1361			
35	E-3	US 13 NBL			
36	C-4	SR 1221			
37	E-3	US 13 SBL			
38	C-8	US 17			
39	D-12	SR 1301			
40	C-12	SR 1301			
41	E-7	NC 308			
42	C-7	NC 45			
43	C-11	SR 1260			
44	D-3	SR 1100			
45	D-3	SR 1100			
46	E-6	SR 1500			
47	E-3	US 13 NBL			
48	E-3	US 13 SBL			
49	E-3	US 13 NBL			
50	E-3	US 13 SBL			
51	C-17	US 13			
52	B-5	SR 1328			
53	C-5	US 1328			
54	D-8	SR 1311			
55	D-8	SR 1311			
56	C-3	US 13			
57	D-3	US 13			
58	E-8	NC 45			
59	B-3	SR 1246			
60	E-6	SR 1500			
61	B-6	SR 1367			
62	D-4	SR 1110			
63	E-6	SR 1318			
64	C-4	SR 1116			
65	C-7	SR 1356			
66	C-3	SR 1349			
67	D-4	SR 1122			
68	C-3	SR 1108			

DATE: 08/20/2018 10:58:11 AM
 PROJECT: STATE ROAD MAINTENANCE UNIT - MARTIN SECTION
 SHEET: 1 OF 1
 DRAWN BY: J. HARRIS
 CHECKED BY: J. HARRIS
 APPROVED BY: J. HARRIS

Disclaimer: The NCDOT will not be responsible for any errors or omissions in this document. The user assumes all responsibility for the accuracy and completeness of the data presented here. The user agrees to indemnify and hold the State of North Carolina harmless from and against all claims, damages, and expenses, including reasonable attorneys' fees, arising out of or from the use of this document.







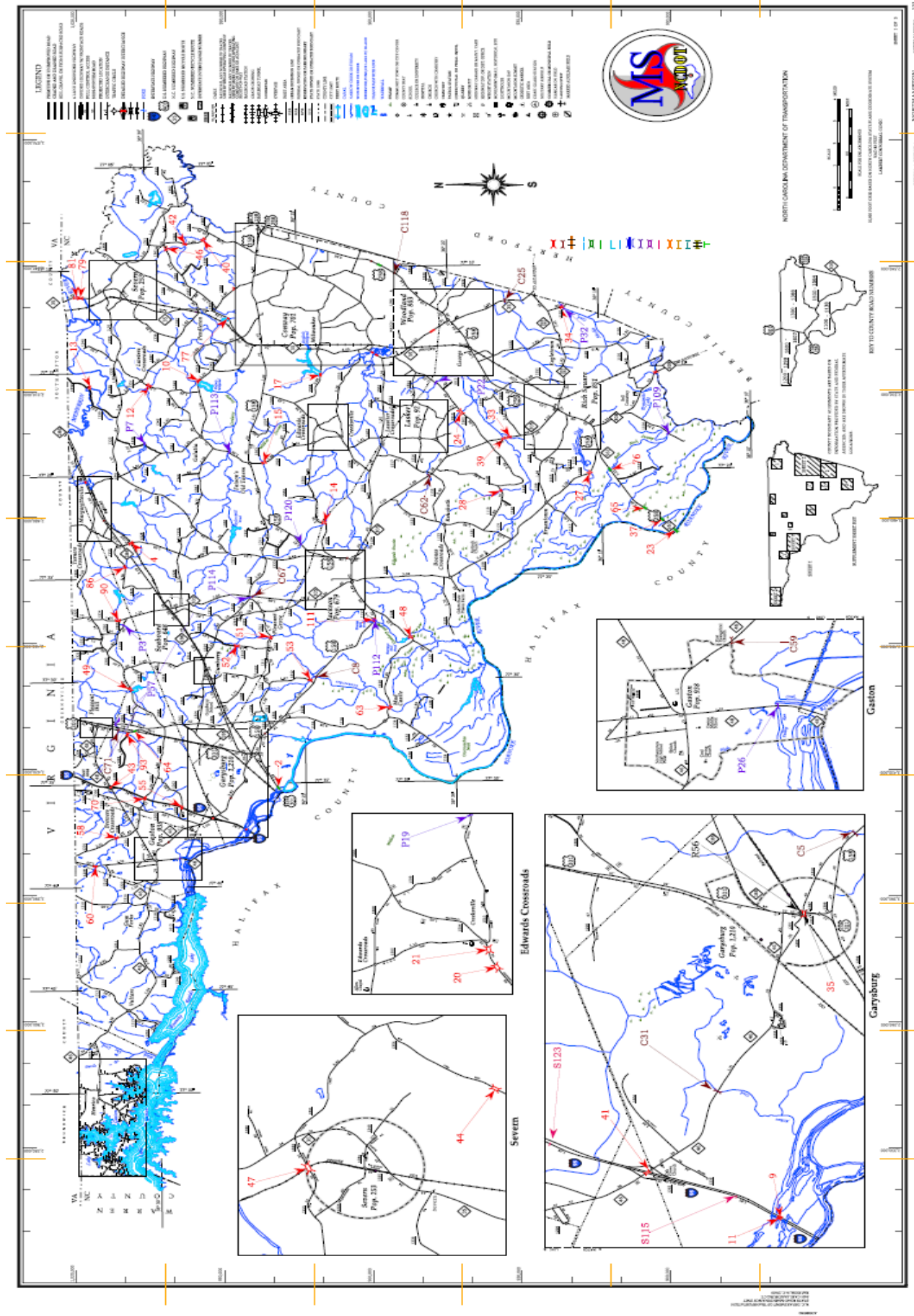
HERTFORD COUNTY
 NORTH CAROLINA
 NORTH CAROLINA DEPARTMENT OF TRANSPORTATION
 STATE MAINTENANCE UNIT - MAPPING SECTION
 FEDERAL HIGHWAY ADMINISTRATION
 U.S. DEPARTMENT OF TRANSPORTATION
 FEDERAL HIGHWAY ADMINISTRATION

HERTFORD COUNTY
 NORTH CAROLINA
 STATE MAINTENANCE UNIT - MAPPING SECTION
 FEDERAL HIGHWAY ADMINISTRATION

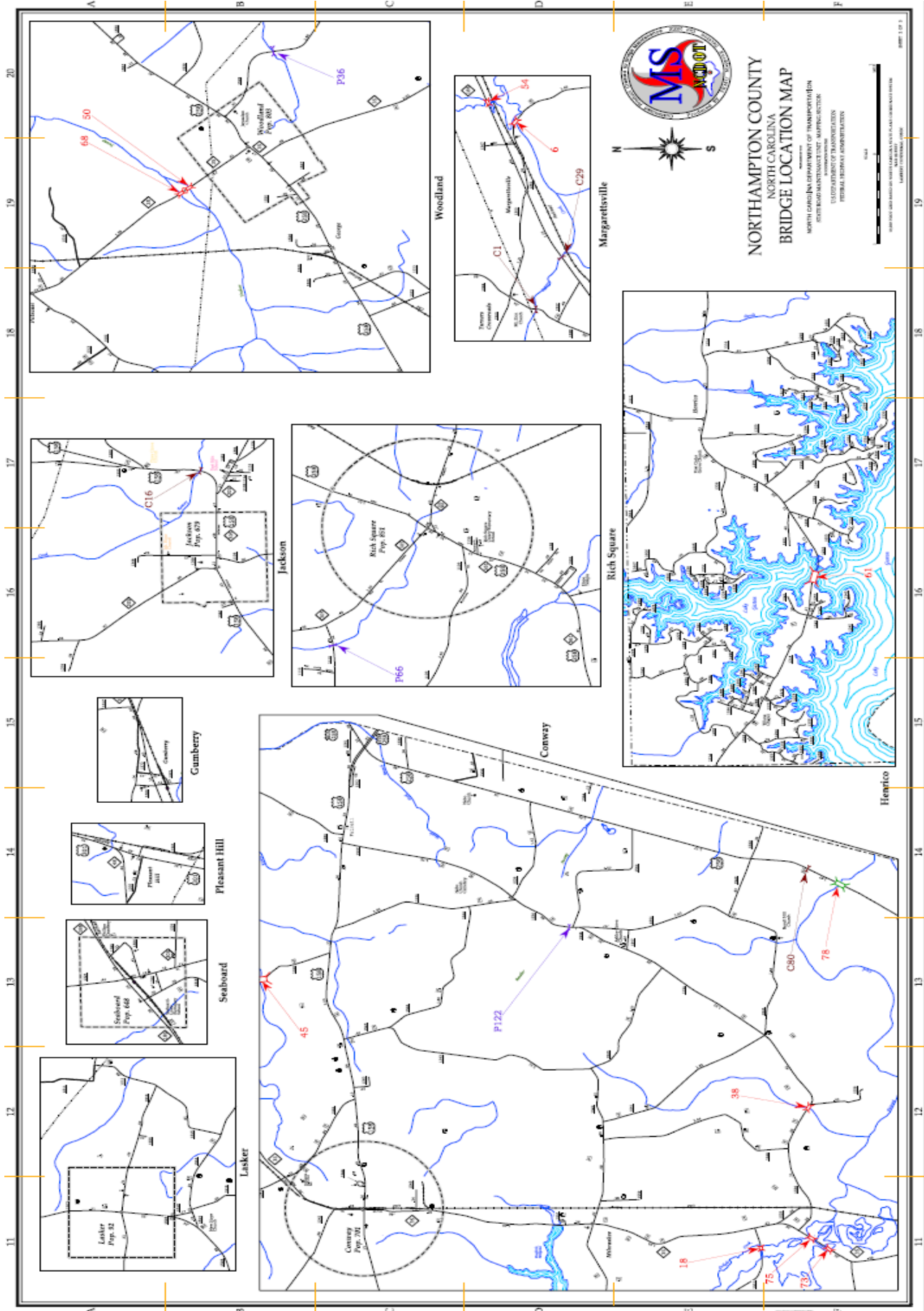
NO.	KEY	ROUTE
P1	B-3	SR 1300
2	B-5	SR 1301
3	A-6	SR 1319
C4	C-3	US 138
5	A-3	SR 1346
G6	E-13	NC 11
7	C-11	NC 11
8	C-5	US 158
9	E-17	US 258
10	A-3	SR 1311
P11	C-5	SR 1301
12	E-5	US 13
13	D-15	SR 1300
15	C-15	SR 1301
P16	C-17	SR 1163
18	E-6	NC 561
19	C-17	SR 1164
20	C-4	SR 1167
21	C-5	NC 11
22	E-3	NC 305
23	D-7	NC 45
C24	A-16	US 258
25	E-5	US 158 NC 42
26	E-7	NC 561
P27	D-4	SR 1139
28	D-4	SR 1137
29	D-4	SR 1160
31	D-13	US 13
32	C-6	US 13
33	D-12	NC 47
C36	C-14	SR 1433
C8	D-6	SR 1431
C9	D-6	SR 1437
P41	D-7	SR 1441
42	E-14	SR 1441
P44	E-7	SR 1002
49	E-6	SR 1432
P51	E-6	SR 1424
53	E-13	SR 1101
55	C-11	SR 1108
57	D-4	SR 1130
59	D-3	SR 1152
60	E-4	SR 1112
64	D-3	SR 1152
67	E-3	SR 1118
P61	A-17	SR 1175
71	A-4	SR 1311
105	D-4	SR 1141
P122	E-6	SR 1420
137	A-4	SR 1311
139	B-14	SR 1409
P142	D-4	SR 1142
C144	E-15	US 158 BUS
L145	C-11	NC 11
L146	C-11	NC 11
P149	A-1	NC 461
P150	D-5	SR 1108

11138561
 STATE MAINTENANCE UNIT - MAPPING SECTION
 FEDERAL HIGHWAY ADMINISTRATION
 U.S. DEPARTMENT OF TRANSPORTATION

(Disclaimer: The BUREAU'S goal is to provide the most accurate data possible. The accuracy of the data is not guaranteed. If you find any discrepancy or error, please report your concern to the State Office.



Disclaimer: The NCDOT's goal is to provide the most accurate information as possible. The accuracy of the data provided may vary based on the source of the data. Please refer to the project description for more information.



Disclaimer: The NCDOT's goal is to provide the most accurate information available. The accuracy of data provided may decrease as accuracy or completeness. If you have any questions, please visit our website at the NCDOT website.



NORTHAMPTON COUNTY
NORTH CAROLINA
BRIDGE LOCATION MAP
 NORTH CAROLINA DEPARTMENT OF TRANSPORTATION
 STATE ROAD MAINTENANCE UNIT - MAPPING SECTION
 1000 EAST WILSON AVENUE
 RALEIGH, NORTH CAROLINA 27601
 FEDERAL HIGHWAY ADMINISTRATION

Sheet 1 of 3

APPENDIX 1 - BRIDGE # NORTHAMPTON COUNTY BRIDGES/ROADS 131

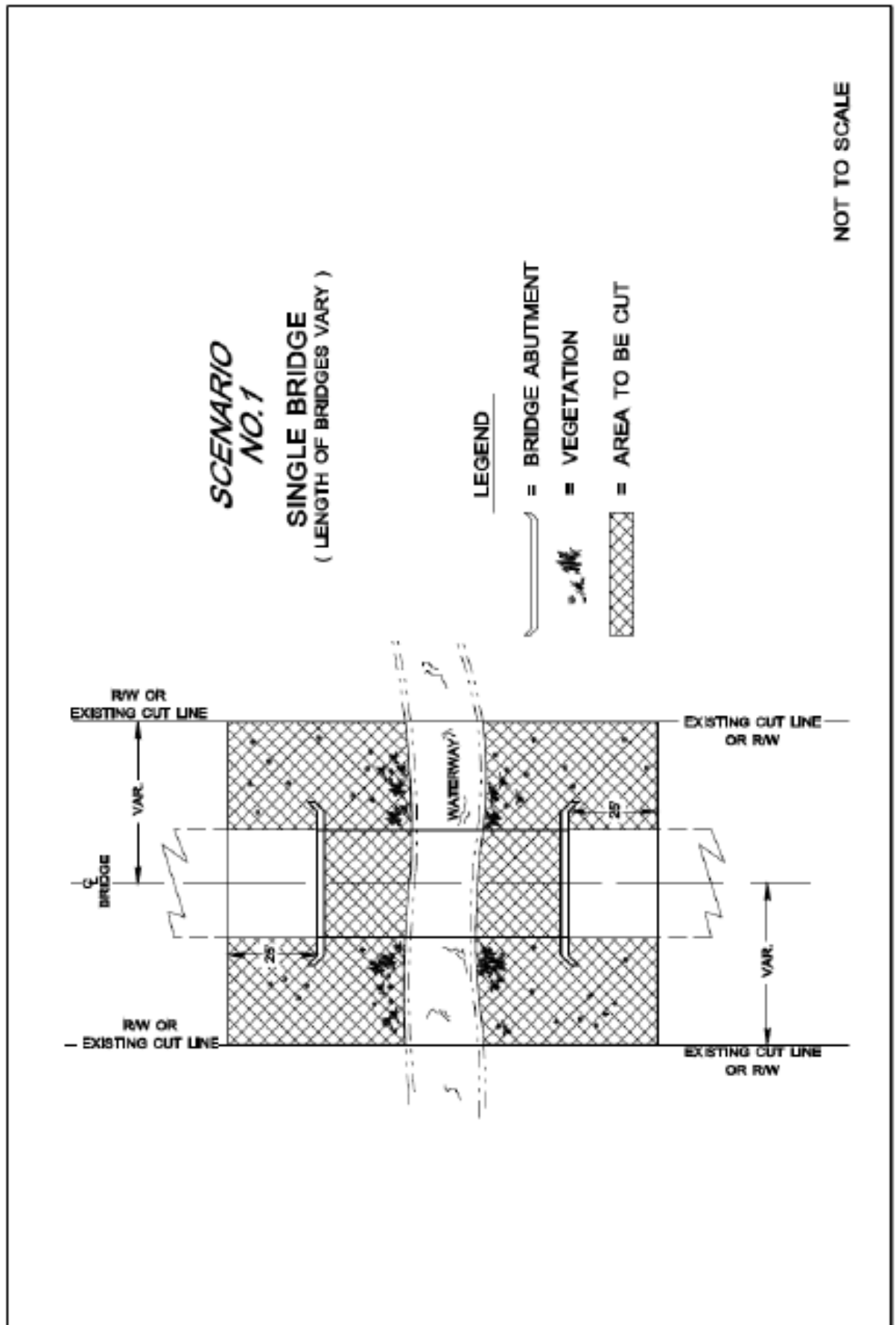
NO.	KEY	ROUTE	NO.	KEY	ROUTE
C71	A-3	US 301			
73	F-11	NC 35			
75	F-11	NC 35			
76	D-7	US 258			
77	B-8	NC 35			
78	F-14	US 258			
79	A-8	NC 35			
C80	F-14	US 258			
81	A-8	NC 35			
86	A-6	SR 1325			
90	A-6	SR 1324			
93	A-3	SR 1203			
P109	E-7	SR 1106			
111	C-6	SR 1137			
P112	C-6	US 158			
P113	B-2	SR 1344			
P114	B-2	SR 1311			
S115	E-1	I-95 SBL			
C118	C-8	US 258			
P120	B-6	US 158			
P122	D-13	SR 1534			
S123	D-2	I-95 SBL			

NO.	KEY	ROUTE	NO.	KEY	ROUTE
C1	D-18	SR 1328			
2	B-5	US 198			
P3	A-6	SR 1320			
4	A-6	SR 1328			
C5	F-4	US 158			
6	D-19	SR 1341			
P7	A-7	SR 1346			
C8	B-5	US 198			
9	F-1	I-95 NBL			
10	B-8	SR 1341			
11	F-1	I-95 SBL			
12	A-8	SR 1344			
13	A-8	SR 1339			
14	C-6	SR 1300			
15	B-7	SR 1305			
C16	B-17	US 158			
17	C-8	SR 1308			
18	E-11	SR 1510			
P19	D-4	SR 1510			
20	D-3	SR 1604			
21	D-3	SR 1604			
P22	C-8	SR 1602			
23	E-6	US 258			
24	D-2	SR 1602			
C25	D-6	NC 39			
P26	F-5	NC 46			
27	D-7	SR 1108			
28	D-7	SR 1119			
C29	D-19	NC 186			
C31	E-2	NC 46			
P32	D-8	SR 1101			
33	D-7	NC 305			
34	D-8	SR 1101			
35	F-3	SR 1310			
P36	B-20	SR 1529			
37	E-6	US 258			
38	F-12	SR 1536			
39	D-7	NC 305			
40	B-9	SR 1362			
41	E-1	NC 46			
42	A-9	SR 1362			
43	A-4	NC 48			
44	D-2	SR 1356			
45	B-13	SR 1358			
46	A-9	SR 1360			
47	A-1	SR 1333			
48	C-6	SR 1126			
49	A-5	SR 1360			
50	B-19	NC 35			
51	B-6	SR 1311			
52	B-6	SR 1313			
53	B-5	SR 1312			
54	D-20	NC 186			
55	A-4	SR 1362			
R56	F-3	US 301 RCL			
P57	A-3	SR 1201			
58	A-4	SR 1201			
C59	E-6	NC 46			
60	A-4	SR 1209			
61	F-16	SR 1214			
C62	C-7	NC 305			
63	C-5	SR 1126			
64	A-5	US 301			
65	E-7	US 258			
P66	C-16	SR 1115			
C67	B-6	NC 305			
68	B-19	NC 35			
70	A-4	SR 1201			

Disclaimer: The NCDOT's goal is to provide the most accurate information as possible. The magnitude of the data provided may fluctuate as conditions change. The user should not rely on this information for any critical decision. Please refer to the NCDOT website for more information.

DETAIL DRAWING

MOWING AND WEED-EATING AROUND BRIDGES
AT SPECIFIED LOCATIONS



DETAIL DRAWING

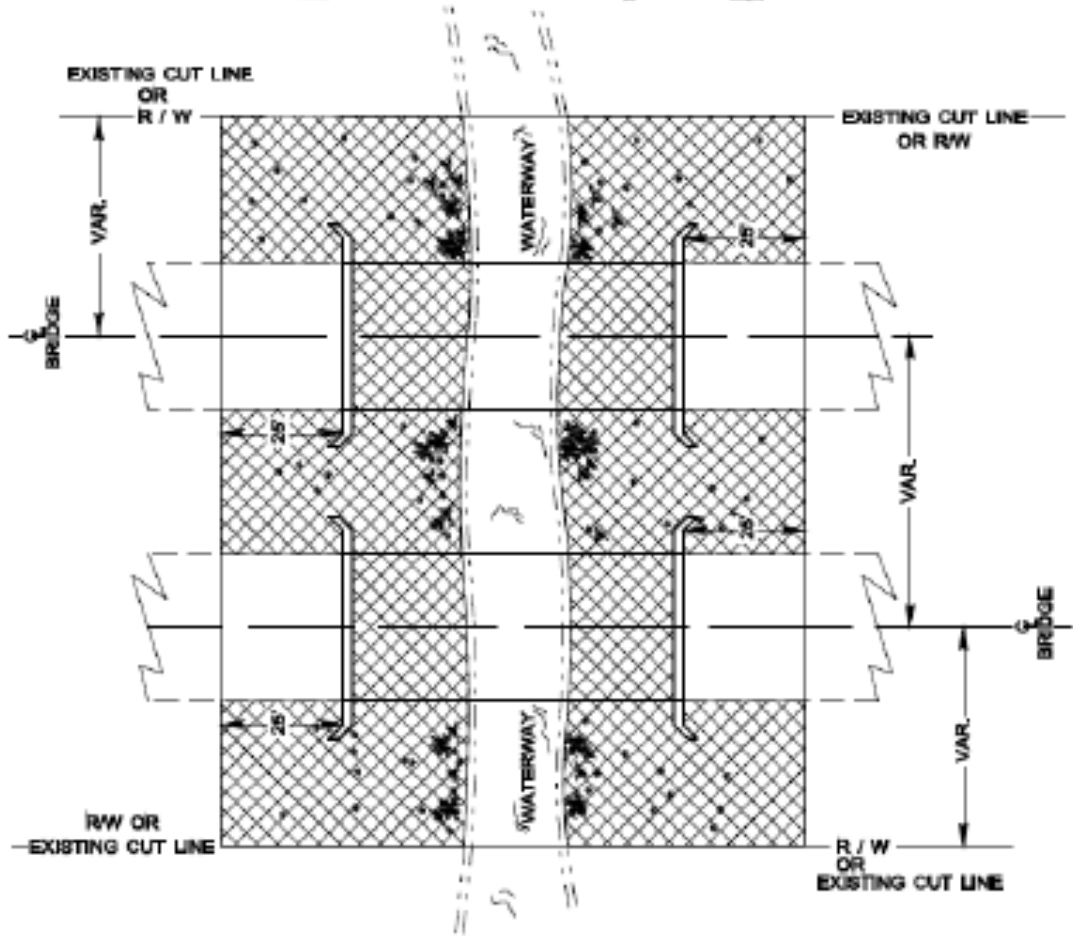
MOWING AND WEED-EATING AROUND BRIDGES
AT SPECIFIED LOCATIONS

**SCENARIO
NO.2**

DUAL BRIDGES OF SAME LENGTH
(LENGTH OF BRIDGES VARY)

LEGEND

-  = BRIDGE ABUTMENT
-  = VEGETATION
-  = AREA TO BE CUT



NOT TO SCALE

DETAIL DRAWING

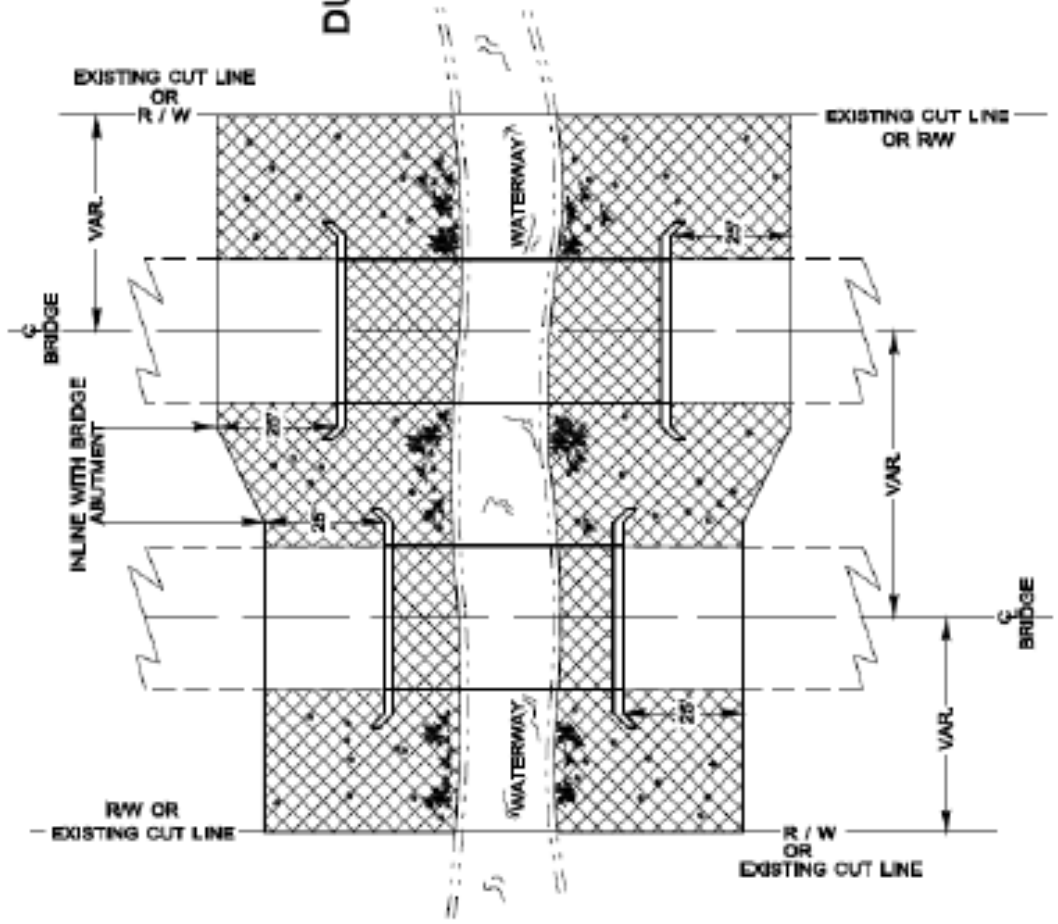
MOWING AND WEED-EATING AROUND BRIDGES
AT SPECIFIED LOCATIONS

SCENARIO
NO.3

DUAL BRIDGES OF DIFFERENT LENGTHS
(LENGTH OF BRIDGES VARY)

LEGEND

-  = BRIDGE ABUTMENT
-  = VEGETATION
-  = AREA TO BE CUT



NOT TO SCALE